

Chk1 Polyclonal Antibody

Catalog NumberPA5-34626

Product data sheet

Details		Species Reactivity	
Size	100 µL	Species reactivity	Human
Host/Isotope	Rabbit / IgG	Tested Applications	
Class	Polyclonal	Immunohistochemistry (Paraffin) (IHC (P))	1:100-1:1,000
Type	Antibody	Western Blot (WB)	1:1,000-1:10,000
Immunogen	Synthetic peptide corresponding to a region within amino acids 259 and 351 of CHK1 (Uniprot ID#O14757)	Immunocytochemistry (ICC/IF)	1:100-1:1,000
Conjugate	Unconjugated	* Suggested working dilutions are given as a guide only. It is recommended that the user titrate the product for use in their own experiment using appropriate negative and positive controls.	
Form	Liquid		
Concentration	1 mg/mL		
Purification	Antigen affinity chromatography		
Storage buffer	PBS, pH 7, with 20% glycerol		
Contains	0.01% thimerosal		
Storage Conditions	Store at 4°C short term. For long term storage, store at -20°C, avoiding freeze/thaw cycles.		

Product specific information

Recommended positive controls: human Chk1-transfected 293T. Store product as a concentrated solution. Centrifuge briefly prior to opening the vial.

Background/Target Information

CHEK1 (CHK1) is a serine/threonine protein kinase involved in preventing replication when DNA integrity is compromised. CHK1 is a key mediator in the DNA damage-induced checkpoint network. CHK1 is an evolutionarily conserved protein kinase that functions to ensure genomic integrity upon genotoxic stress. When the G2 or S checkpoint is abrogated by the inhibition of CHK1, p53-deficient cancer cells undergo mitotic catastrophe and eventually apoptosis, whereas normal cells are still arrested in the G1 phase. Thus, CHK1 inhibitors can preferentially potentiate the efficacy of DNA damaging agents in cancer cells, and Chk1 is an attractive therapeutic target for cancer treatment, especially since approximately 50% of all human cancers are p53-deficient.

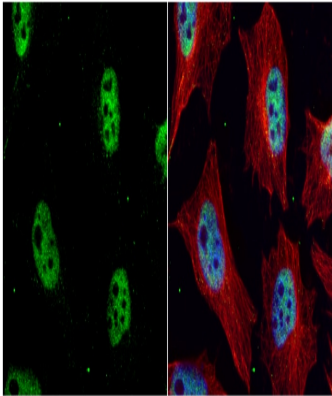
For Research Use Only. Not for use in diagnostic procedures. Not for resale without express authorization.

For Research Use Only. Not for use in diagnostic procedures. Not for resale without express authorization.

Products are warranted to operate or perform substantially in conformance with published Product specifications in effect at the time of sale, as set forth in the Production documentation, specifications and/or accompanying package inserts ("Documentation"). No claim of suitability for use in applications regulated by FDA is made. The warranty provided herein is valid only when used by properly trained individuals. Unless otherwise stated in the Documentation, this warranty is limited to one year from date of shipment when the Product is subjected to normal, proper and intended usage. This warranty does not extend to anyone other than the Buyer. Any model or sample furnished to Buyer is merely illustrative of the general type and quality of goods and does not represent that any Product will conform to such model or sample.

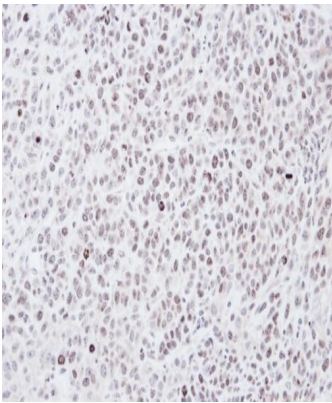
NO OTHER WARRANTIES, EXPRESS OR IMPLIED, ARE GRANTED INCLUDING WITHOUT LIMITATION, IMPLIED WARRANTIES OF MERCHANTABILITY, FITNESS FOR ANY PARTICULAR PURPOSE, OR NON-INFRINGEMENT. BUYER'S EXCLUSIVE REMEDY FOR NON-CONFORMING PRODUCTS DURING THE WARRANTY PERIOD IS LIMITED TO REPAIR, REPLACEMENT OF OR REFUND FOR THE NON-CONFORMING PRODUCT(S) AT SELLER'S SOLE OPTION. THERE IS NO OBLIGATION TO REPAIR, REPLACE OR REFUND FOR PRODUCTS AS THE RESULT OF (i) ACCIDENT, DISASTER OR EVENT OF FORCE MAJEURE, (ii) MISUSE, FAULT OR NEGLIGENCE OF OR BY BUYER, (iii) USE OF THE PRODUCTS IN A MANNER FOR WHICH THEY WERE NOT DESIGNED, OR (iv) IMPROPER STORAGE AND HANDLING OF THE PRODUCTS. Unless otherwise expressly stated on the Product or in the documentation accompanying the Product, the Product is intended for research only and is not to be used for any other purpose, including without limitation, unauthorized commercial uses, in vitro diagnostic uses, ex vivo or in vivo therapeutic uses, or any type of consumption by or application to human or animals.

Product Images For Chk1 Polyclonal Antibody



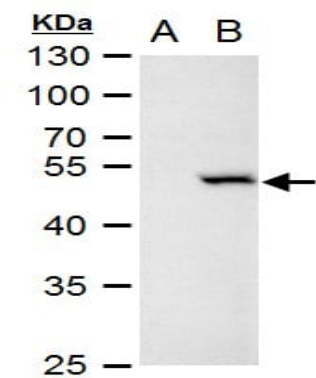
Chk1 Antibody (PA5-34626) in ICC/IF

Immunocytochemistry-Immunofluorescence analysis of Chk1 was performed in HeLa cells fixed in 4% paraformaldehyde at RT for 15 min. Green: Chk1 Polyclonal Antibody (Product # PA5-34626) diluted at 1:500. Red: alpha Tubulin, a cytoskeleton marker. Blue: Hoechst 33342 staining.



Chk1 Antibody (PA5-34626) in IHC (P)

Immunohistochemistry (Paraffin) analysis of Chk1 was performed in paraffin-embedded SCM-1 xenograft tissue using Chk1 Polyclonal Antibody (Product # PA5-34626) at a dilution of 1:100. Antigen Retrieval: EDTA based buffer, pH 8.0, 15 min.



Chk1 Antibody (PA5-34626) in WB

Western Blot analysis of Chk1 was performed by separating 30 µg of (A) 293T and (B) human Chk1-transfected 293T cells by 10 % SDS-PAGE. Proteins were transferred to a membrane and probed with a Chk1 Polyclonal Antibody (Product # PA5-34626) at a dilution of 1:5000.

For Research Use Only. Not for use in diagnostic procedures. Not for resale without express authorization.

Products are warranted to operate or perform substantially in conformance with published Product specifications in effect at the time of sale, as set forth in the Production documentation, specifications and/or accompanying package inserts ("Documentation"). No claim of suitability for use in applications regulated by FDA is made. The warranty provided herein is valid only when used by properly trained individuals. Unless otherwise stated in the Documentation, this warranty is limited to one year from date of shipment when the Product is subjected to normal, proper and intended usage. This warranty does not extend to anyone other than the Buyer. Any model or sample furnished to Buyer is merely illustrative of the general type and quality of goods and does not represent that any Product will conform to such model or sample.

NO OTHER WARRANTIES, EXPRESS OR IMPLIED, ARE GRANTED INCLUDING WITHOUT LIMITATION, IMPLIED WARRANTIES OF MERCHANTABILITY, FITNESS FOR ANY PARTICULAR PURPOSE, OR NON-INFRINGEMENT. BUYER'S EXCLUSIVE REMEDY FOR NON-CONFORMING PRODUCTS DURING THE WARRANTY PERIOD IS LIMITED TO REPAIR, REPLACEMENT OF OR REFUND FOR THE NON-CONFORMING PRODUCT(S) AT SELLER'S SOLE OPTION. THERE IS NO OBLIGATION TO REPAIR, REPLACE OR REFUND FOR PRODUCTS AS THE RESULT OF (i) ACCIDENT, DISASTER OR EVENT OF FORCE MAJEURE, (ii) MISUSE, FAULT OR NEGLIGENCE OF OR BY BUYER, (iii) USE OF THE PRODUCTS IN A MANNER FOR WHICH THEY WERE NOT DESIGNED, OR (iv) IMPROPER STORAGE AND HANDLING OF THE PRODUCTS. Unless otherwise expressly stated on the Product or in the documentation accompanying the Product, the Product is intended for research only and is not to be used for any other purpose, including without limitation, unauthorized commercial uses, in vitro diagnostic uses, ex vivo or in vivo therapeutic uses, or any type of consumption by or application to human or animals.