

CDK4 Monoclonal Antibody (DCS-31)

Product Details	
Size	500 µL
Species Reactivity	Human, Mouse, Rat
Published Species	Tag, Rabbit, Human
Host/Isotype	Mouse / IgG1
Class	Monoclonal
Type	Antibody
Clone	DCS-31
Conjugate	Unconjugated
Immunogen	Purified recombinant cdk4 protein.
Form	Liquid
Concentration	0.2 mg/mL
Purification	Protein G
Storage buffer	PBS, pH 7.4, with 0.2% BSA
Contains	0.09% sodium azide
Storage conditions	4° C
RRID	AB_2536376

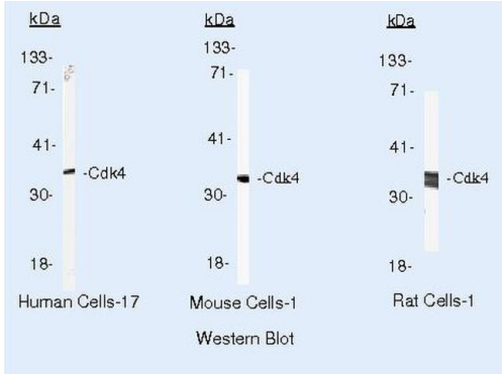
Applications	Tested Dilution	Publications
Western Blot (WB)	Assay-Dependent	9 Publications
Immunohistochemistry (IHC)	-	16 Publications
Immunohistochemistry (Paraffin) (IHC (P))	-	6 Publications
Immunocytochemistry (ICC/IF)	-	2 Publications
Flow Cytometry (Flow)	Assay-Dependent	-
Immunoprecipitation (IP)	Assay-Dependent	-
Miscellaneous PubMed (Misc)	-	11 Publications

Product Specific Information

This antibody reacts with an epitope at aa 16-35.

Recommended positive controls include MAD109, LS174T, and PC12 cells.

Product Images For CDK4 Monoclonal Antibody (DCS-31)

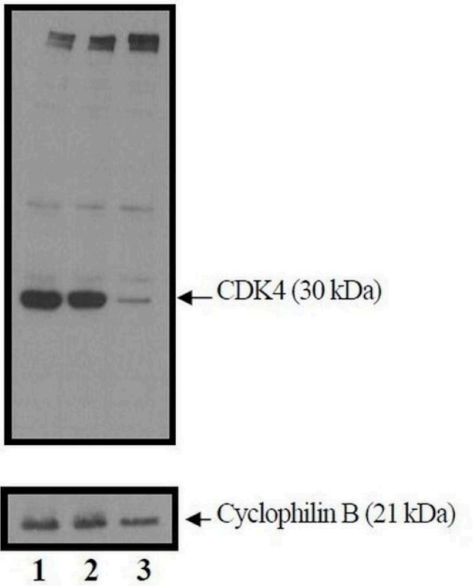


CDK4 Antibody (AHZ0202) in WB

Western blot analysis of CDK4 in LS174T, MAD109 and CCL-4 cells using a CDK4 monoclonal antibody (Product # AHZ0202).

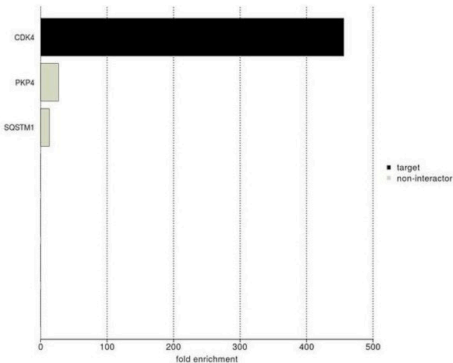
CDK4 Antibody (AHZ0202)

Antibody specificity was demonstrated by siRNA mediated knockdown of target protein. HeLa cells were transfected with Cdk4 siRNA and decrease in signal intensity was observed in western blot application using Anti - Cdk4 Monoclonal Antibody (Product # AHZ0202). {KD}



CDK4 Antibody (AHZ0202)

IP-MS enrichment of CDK4 (LFQ intensity): CDK4 was enriched 456-fold from MCF7 lysate compared to background proteins, using the optimized IP-MS workflow with Pierce MS-Compatible Magnetic IP Kit protein A/G (Product # 90409) and CDK4 antibody (Product # AHZ0202). See more information on IP-MS verification of antibody selectivity. {IP-MS}



View more figures on thermofisher.com

Western Blot (9)

Biomedicines	Year 2023
The Sympathetic Nervous System Regulates Sodium Glucose Co-Transporter 1 Expression in the Kidney.	
"Published figure using CDK4 monoclonal antibody (Product # AHZ0202) in Western Blot"	
Authors: Matthews J,Hibbs M,Herat L,Schlaich M,Matthews V	
IUBMB life	Year 2021
Histone deacetylase 10 exerts antitumor effects on cervical cancer via a novel microRNA-223/TXNIP/Wnt/-catenin pathway.	Species Human
"AHZ0202 was used in Western Blotting to probe the role of HDAC10 in regulating CC cell proliferation, migration, and invasion and its correlation with the screened-out miRNA target."	Dilution 1:1000
Authors: Zhu J,Han S	

View more WB references on thermofisher.com

Immunohistochemistry (16)

Experimental and therapeutic medicine	Year 2023
Prophylactic oophorectomy and aromatase inhibitors for premenopausal deep angiomyxoma: A case report and literature review.	Species Human
"AHZ0202 was used in Immunohistochemistry to study the role of prophylactic oophorectomy in premenopausal women."	Dilution 1:40
Authors: Tonai N,Nasu K,Yano M,Sato M,Kai K,Nishida M,Kawano Y	
British journal of cancer	Year 2020
CDK4/6 inhibition presents as a therapeutic option for paediatric and adult germ cell tumours and induces cell cycle arrest and apoptosis via canonical and non-canonical mechanisms.	Species Human
"AHZ0202 was used in Immunohistochemistry to analyse the potential of cyclin-dependent kinase 4/6 (CDK4/6) inhibitors palbociclib and ribociclib (PaRi) as molecular drugs to treat cisplatin-resistant and -sensitive paediatric and adult germ cell tumours(GCTs)."	Dilution 1:40
Authors: Skowron MA,Vermeulen M,Winkelhausen A,Becker TK,Bremmer F,Petzsch P,Schönberger S,Calaminus G,Köhler K,Albers P,Nettersheim D	

View more IHC references on thermofisher.com

More applications with references on thermofisher.com

- IHC (P) (6)
- ICC/IF (2)
- Misc (11)

For Research Use Only. Not for use in diagnostic procedures. Not for resale without express authorization. Products are warranted to operate or perform substantially in conformance with published Product specifications in effect at the time of sale, as set forth in the Production documentation, specifications and/or accompanying package inserts ("Documentation"). No claim of suitability for use in applications regulated by FDA is made. The warranty provided herein is valid only when used by properly trained individuals. Unless otherwise stated in the Documentation, this warranty is limited to one year from date of shipment when the Product is subjected to normal, proper and intended usage. This warranty does not extend to anyone other than the Buyer. Any model or sample furnished to Buyer is merely illustrative of the general type and quality of goods and does not represent that any Product will conform to such model or sample. NO OTHER WARRANTIES, EXPRESS OR IMPLIED, ARE GRANTED INCLUDING WITHOUT LIMITATION, IMPLIED WARRANTIES OF MERCHANTABILITY, FITNESS FOR ANY PARTICULAR PURPOSE, OR NON INFRINGEMENT. BUYER'S EXCLUSIVE REMEDY FOR NON-CONFORMING PRODUCTS DURING THE WARRANTY PERIOD IS LIMITED TO REPAIR, REPLACEMENT OF OR REFUND FOR THE NON-CONFORMING PRODUCT(S) AT SELLER'S SOLE OPTION. THERE IS NO OBLIGATION TO REPAIR, REPLACE OR REFUND FOR PRODUCTS AS THE RESULT OF (I) ACCIDENT, DISASTER OR EVENT OF FORCE MAJEURE, (II) MISUSE, FAULT OR NEGLIGENCE OF OR BY BUYER, (III) USE OF THE PRODUCTS IN A MANNER FOR WHICH THEY WERE NOT DESIGNED, OR (IV) IMPROPER STORAGE AND HANDLING OF THE PRODUCTS. Unless otherwise expressly stated on the Product or in the documentation accompanying the Product, the Product is intended for research only and is not to be used for any other purpose, including without limitation, unauthorized commercial uses, in vitro diagnostic uses, ex vivo or in vivo therapeutic uses, or any type of consumption by or application to human or animals.