

ZC3HAV1 Recombinant Rabbit Monoclonal Antibody (HL1884)

Product Details	
Size	100 µL
Species Reactivity	Human
Host/Isotype	Rabbit / IgG
Expression system	HEK293 cells
Class	Recombinant Monoclonal
Type	Antibody
Clone	HL1884
Conjugate	Unconjugated
Immunogen	Recombinant fragment of human ZC3HAV1
Form	Liquid
Concentration	1 mg/mL
Purification	Protein A
Storage buffer	PBS
Contains	no preservative
Storage conditions	Store at 4°C short term. For long term storage, store at -20°C, avoiding freeze/thaw cycles.

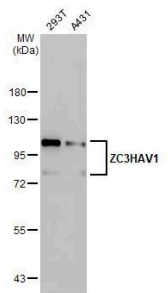
Applications	Tested Dilution	Publications
Western Blot (WB)	Assay-dependent	-
Immunohistochemistry (Paraffin) (IHC (P))	Assay-dependent	-
Immunocytochemistry (ICC/IF)	Assay-dependent	-

Product Specific Information

Store as concentrated solution.

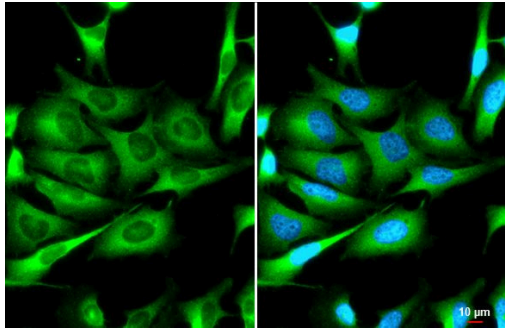
Centrifuge briefly prior to opening vial.

Product Images For ZC3HAV1 Recombinant Rabbit Monoclonal Antibody (HL1884)



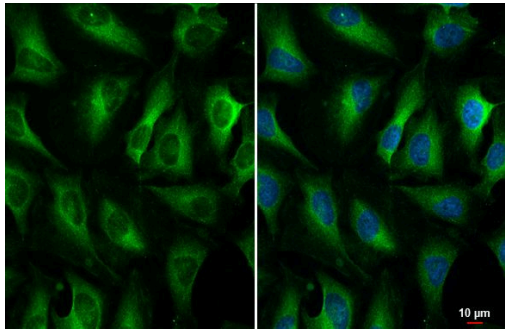
ZC3HAV1 Antibody (MA5-47211) in WB

Western blot analysis of ZC3HAV1 in Various whole cell extracts (30 µg) separated by 7.5% SDS-PAGE. Membrane was blotted with ZC3HAV1 Monoclonal antibody (Product # MA5-47211) using a dilution of 1:1,000 followed by HRP-conjugated anti-rabbit IgG secondary antibody.



ZC3HAV1 Antibody (MA5-47211) in ICC/IF

Immunofluorescent analysis of ZC3HAV1 in HeLa cells. Cells were fixed in 4% paraformaldehyde at RT for 15 min. Green: ZC3HAV1 stained by ZC3HAV1 monoclonal antibody (Product # MA5-47211) diluted at 1:500. Blue: Fluoroshield with DAPI. Scale bar= 10 µm.



ZC3HAV1 Antibody (MA5-47211) in ICC/IF

Immunofluorescent analysis of ZC3HAV1 in HeLa cells. Cells were fixed in 4% paraformaldehyde at RT for 15 min. Green: ZC3HAV1 stained by ZC3HAV1 monoclonal antibody (Product # MA5-47211) diluted at 1:500. Blue: Fluoroshield with DAPI.

[View more figures on thermofisher.com](#)

For Research Use Only. Not for use in diagnostic procedures. Not for resale without express authorization. Products are warranted to operate or perform substantially in conformance with published Product specifications in effect at the time of sale, as set forth in the Production documentation, specifications and/or accompanying package inserts ("Documentation"). No claim of suitability for use in applications regulated by FDA is made. The warranty provided herein is valid only when used by properly trained individuals. Unless otherwise stated in the Documentation, this warranty is limited to one year from date of shipment when the Product is subjected to normal, proper and intended usage. This warranty does not extend to anyone other than the Buyer. Any model or sample furnished to Buyer is merely illustrative of the general type and quality of goods and does not represent that any Product will conform to such model or sample. NO OTHER WARRANTIES, EXPRESS OR IMPLIED, ARE GRANTED INCLUDING WITHOUT LIMITATION, IMPLIED WARRANTIES OF MERCHANTABILITY, FITNESS FOR ANY PARTICULAR PURPOSE, OR NON INFRINGEMENT. BUYER'S EXCLUSIVE REMEDY FOR NON-CONFORMING PRODUCTS DURING THE WARRANTY PERIOD IS LIMITED TO REPAIR, REPLACEMENT OF OR REFUND FOR THE NON-CONFORMING PRODUCT(S) AT SELLER'S SOLE OPTION. THERE IS NO OBLIGATION TO REPAIR, REPLACE OR REFUND FOR PRODUCTS AS THE RESULT OF (I) ACCIDENT, DISASTER OR EVENT OF FORCE MAJEURE, (II) MISUSE, FAULT OR NEGLIGENCE OF OR BY BUYER, (III) USE OF THE PRODUCTS IN A MANNER FOR WHICH THEY WERE NOT DESIGNED, OR (IV) IMPROPER STORAGE AND HANDLING OF THE PRODUCTS. Unless otherwise expressly stated on the Product or in the documentation accompanying the Product, the Product is intended for research only and is not to be used for any other purpose, including without limitation, unauthorized commercial uses, in vitro diagnostic uses, ex vivo or in vivo therapeutic uses, or any type of consumption by or application to human or animals.