

CTGF Polyclonal Antibody

Product Details	
Size	100 µL
Species Reactivity	Human, Mouse, Rat
Host/Isotype	Rabbit / IgG
Class	Polyclonal
Type	Antibody
Conjugate	Unconjugated
Immunogen	Recombinant fragment corresponding to a region within amino acids 195 and 349 of Human CTGF
Form	Liquid
Concentration	0.65 mg/mL
Purification	Antigen affinity chromatography
Storage buffer	PBS, pH 7, with 20% glycerol
Contains	0.025% ProClin 300
Storage conditions	Store at 4°C short term. For long term storage, store at -20°C, avoiding freeze/thaw cycles.
RRID	AB_2549667

Applications	Tested Dilution	Publications
Western Blot (WB)	1:500-1:3,000	-
Immunohistochemistry (Paraffin) (IHC (P))	1:100-1:1,000	-
Immunocytochemistry (ICC/IF)	5 µg/mL	-

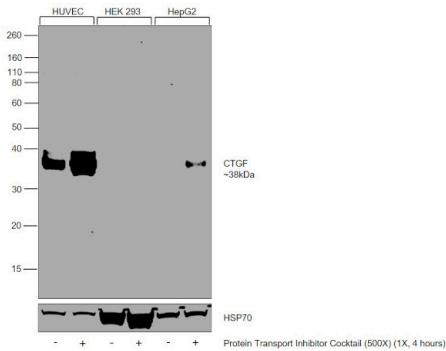
Product Specific Information

Recommended positive controls: HUVEC, Rat bladder, CTGF-transfected 293T.

Predicted reactivity: Mouse (96%), Rat (96%), Xenopus laevis (93%), Pig (97%), Chicken (95%), Sheep (99%), Chimpanzee (99%), Bovine (97%).

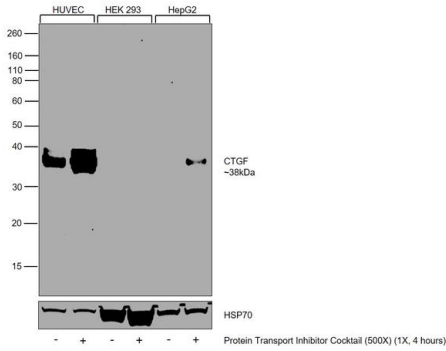
Store product as a concentrated solution. Centrifuge briefly prior to opening the vial.

Product Images For CTGF Polyclonal Antibody



CTGF Antibody (PA5-32194)

Antibody specificity was demonstrated by detection of differential basal expression of the target across the tested cell lines owing to their inherent genetic constitution. Relative expression of Connective tissue growth factor was observed in HUVEC upon PTI treatment, but not in HEK 293 upon PTI treatment using Anti-CTGF Polyclonal Antibody (Product # PA5-32194) in Western Blot. {RE}

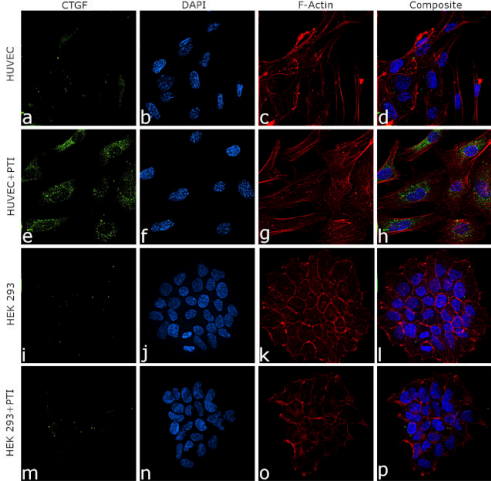


CTGF Antibody (PA5-32194) in WB

Western Blot was performed using Anti-CTGF Polyclonal Antibody (Product # PA5-32194) and a 38 kDa band corresponding to Connective tissue growth factor was observed across all the tested cell lines. Whole cell extracts (30 µg lysate) of HUVEC (Lane 1), HUVEC (Protein Transport Inhibitor Cocktail (500X), 1X, 4 hours)(Lane 2), HEK-293 (Lane 3), HEK-293 (Protein Transport Inhibitor Cocktail (500X), 1X, 4 hours)(Lane 4), Hep G2 (Lane 5), Hep G2 (Protein Transport Inhibitor Cocktail (500X), 1X, 4 hours)(Lane 6) were electrophoresed using NuPAGE™ 10% Bis-Tris Protein Gel (Product # NP0302BOX). Resolved proteins were then transferred onto a Nitrocellulose membrane (Product # IB23001) by iBlot® 2 Dry Blotting System (Product # IB21001). The Blot was probed with the primary antibody (1:1000) and detected by chemiluminescence with Goat anti-Rabbit IgG (Heavy Chain) Superclonal™ Recombinant Secondary Antibody, HRP (Product # A27036, 1:4000) using the iBright FL 1000 (Product # A32752). Chemiluminescent detection was performed using Novex® ECL Chemiluminescent Substrate Reagent Kit (Product # WP20005).

CTGF Antibody (PA5-32194)

Antibody specificity was demonstrated by detection of differential basal expression of the target across cell models owing to their inherent genetic constitution. Immunofluorescence analysis using Anti-CTGF Polyclonal Antibody (Product # PA5-32194), shows in HUVEC upon PTI treatment, but not in HEK 293 upon PTI treatment. {RE}



View more figures on thermofisher.com

For Research Use Only. Not for use in diagnostic procedures. Not for resale without express authorization. Products are warranted to operate or perform substantially in conformance with published Product specifications in effect at the time of sale, as set forth in the Production documentation, specifications and/or accompanying package inserts ("Documentation"). No claim of suitability for use in applications regulated by FDA is made. The warranty provided herein is valid only when used by properly trained individuals. Unless otherwise stated in the Documentation, this warranty is limited to one year from date of shipment when the Product is subjected to normal, proper and intended usage. This warranty does not extend to anyone other than the Buyer. Any model or sample furnished to Buyer is merely illustrative of the general type and quality of goods and does not represent that any Product will conform to such model or sample. NO OTHER WARRANTIES, EXPRESS OR IMPLIED, ARE GRANTED INCLUDING WITHOUT LIMITATION, IMPLIED WARRANTIES OF MERCHANTABILITY, FITNESS FOR ANY PARTICULAR PURPOSE, OR NON INFRINGEMENT. BUYER'S EXCLUSIVE REMEDY FOR NON-CONFORMING PRODUCTS DURING THE WARRANTY PERIOD IS LIMITED TO REPAIR, REPLACEMENT OF OR REFUND FOR THE NON-CONFORMING PRODUCT(S) AT SELLER'S SOLE OPTION. THERE IS NO OBLIGATION TO REPAIR, REPLACE OR REFUND FOR PRODUCTS AS THE RESULT OF (I) ACCIDENT, DISASTER OR EVENT OF FORCE MAJEURE, (II) MISUSE, FAULT OR NEGLIGENCE OF OR BY BUYER, (III) USE OF THE PRODUCTS IN A MANNER FOR WHICH THEY WERE NOT DESIGNED, OR (IV) IMPROPER STORAGE AND HANDLING OF THE PRODUCTS. Unless otherwise expressly stated on the Product or in the documentation accompanying the Product, the Product is intended for research only and is not to be used for any other purpose, including without limitation, unauthorized commercial uses, in vitro diagnostic uses, ex vivo or in vivo therapeutic uses, or any type of consumption by or application to human or animals.