

Sortilin Polyclonal Antibody

Product Details	
Size	100 µg
Species Reactivity	Human, Mouse, Rat
Host/Isotype	Goat / IgG
Class	Polyclonal
Type	Antibody
Conjugate	Unconjugated
Immunogen	Mouse myeloma cell line NS0-derived recombinant human Sortilin Ser78-Asn755
Form	Lyophilized
Concentration	0.2 mg/mL
Purification	Antigen affinity chromatography
Storage buffer	PBS with 5% trehalose
Contains	No Preservative
Storage conditions	-20° C, Avoid Freeze/Thaw Cycles
RRID	AB_2605863

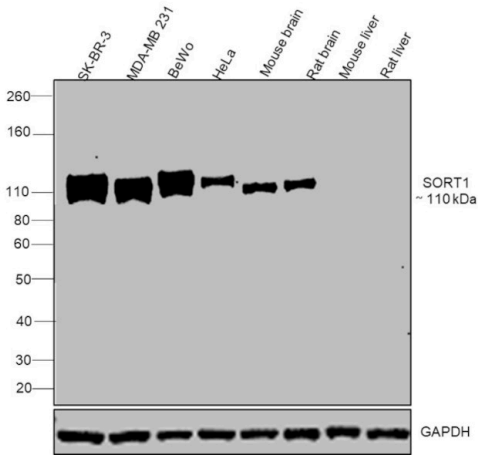
Applications	Tested Dilution	Publications
Western Blot (WB)	1-10 µg/mL	-
Immunohistochemistry (Paraffin) (IHC (P))	5-15 µg/mL	-
Flow Cytometry (Flow)	0.25 µg/10^6 cells	-
Neutralization (Neu)	Assay-Dependent	-

Product Specific Information

Reconstitute at 0.2 mg/mL in sterile PBS.

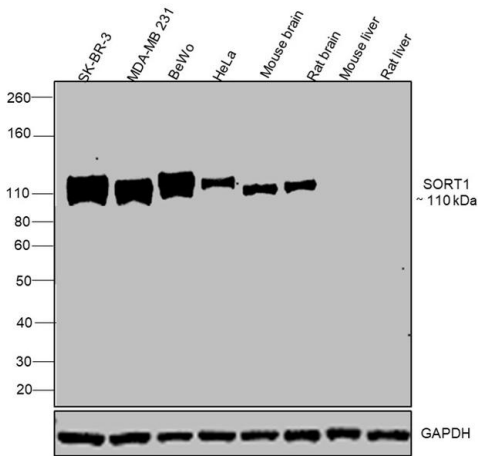
Endoxin level is <0.10 EU per 1 µg of the antibody by the LAL method.

Product Images For Sortilin Polyclonal Antibody



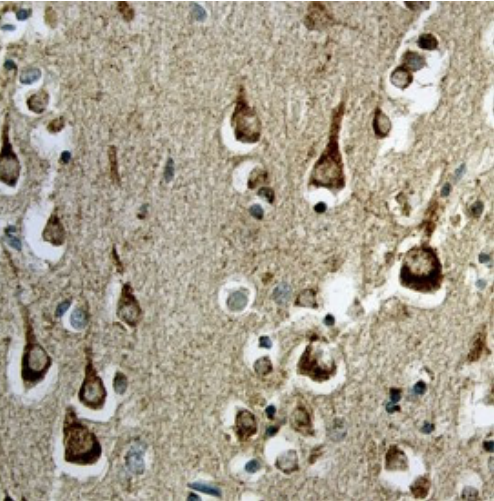
Sortilin Antibody (PA5-47462)

Antibody specificity was demonstrated by detection of differential basal expression of the target across cell lines owing to their inherent genetic constitution. Higher expression of SORT1 was observed in Mouse brain and Rat brain as compared to Mouse liver and Rat liver using Sortilin Polyclonal Antibody (Product # PA5-47462) in western blot. {RE}



Sortilin Antibody (PA5-47462) in WB

Western blot was performed using Sortilin Polyclonal Antibody (Product # PA5-47462) and a 110kDa band corresponding to SORT1 was observed across all cell lines and tissues tested except in Mouse and Rat liver. Whole cell extracts (30 µg lysate) of SK-BR-3 (Lane 1), MDA-MB-231 (Lane 2), BeWo (Lane 3), HeLa (Lane 4), Mouse brain (Lane 5), Rat brain (Lane 6), Mouse liver (Lane 7), Rat liver (Lane 8) were electrophoresed using NuPAGE® 4-12 % Bis-Tris gel (Product # NP0321BOX). Resolved proteins were then transferred onto a nitrocellulose membrane (Product # IB23001) by iBlot® 2 Dry Blotting System (Product # IB21001). The blot was probed with the primary antibody (1:1000 dilution) and detected by chemiluminescence with Rabbit anti-Goat IgG Heavy Chain Superclonal™ Recombinant Secondary Antibody, HRP (Product # A27014, 1:4000 dilution) using the iBright FL 1000 (Product # A32752). Chemiluminescent detection was performed using Novex® ECL Chemiluminescent Substrate Reagent Kit (Product # WP20005).



Sortilin Antibody (PA5-47462) in IHC (P)

Immunohistochemical analysis of Sortilin in immersion fixed paraffin-embedded sections of human brain. Samples were incubated in Sortilin polyclonal antibody (Product # PA5-47462) using a dilution of 1.7 µg/mL overnight at 4 °C. Tissue was stained using the Anti-Goat HRP-DAB Cell & Tissue Staining Kit (brown) and counterstained with hematoxylin (blue).

View more figures on thermofisher.com

For Research Use Only. Not for use in diagnostic procedures. Not for resale without express authorization. Products are warranted to operate or perform substantially in conformance with published Product specifications in effect at the time of sale, as set forth in the Production documentation, specifications and/or accompanying package inserts ("Documentation"). No claim of suitability for use in applications regulated by FDA is made. The warranty provided herein is valid only when used by properly trained individuals. Unless otherwise stated in the Documentation, this warranty is limited to one year from date of shipment when the Product is subjected to normal, proper and intended usage. This warranty does not extend to anyone other than the Buyer. Any model or sample furnished to Buyer is merely illustrative of the general type and quality of goods and does not represent that any Product will conform to such model or sample. NO OTHER WARRANTIES, EXPRESS OR IMPLIED, ARE GRANTED INCLUDING WITHOUT LIMITATION, IMPLIED WARRANTIES OF MERCHANTABILITY, FITNESS FOR ANY PARTICULAR PURPOSE, OR NON-INFRINGEMENT. BUYER'S EXCLUSIVE REMEDY FOR NON-CONFORMING PRODUCTS DURING THE WARRANTY PERIOD IS LIMITED TO REPAIR, REPLACEMENT OF OR REFUND FOR THE NON-CONFORMING PRODUCT(S) AT SELLER'S SOLE OPTION. THERE IS NO OBLIGATION TO REPAIR, REPLACE OR REFUND FOR PRODUCTS AS THE RESULT OF (I) ACCIDENT, DISASTER OR EVENT OF FORCE MAJEURE, (II) MISUSE, FAULT OR NEGLIGENCE OF OR BY BUYER, (III) USE OF THE PRODUCTS IN A MANNER FOR WHICH THEY WERE NOT DESIGNED, OR (IV) IMPROPER STORAGE AND HANDLING OF THE PRODUCTS. Unless otherwise expressly stated on the Product or in the documentation accompanying the Product, the Product is intended for research only and is not to be used for any other purpose, including without limitation, unauthorized commercial uses, in vitro diagnostic uses, ex vivo or in vivo therapeutic uses, or any type of consumption by or application to human or animals.