

# ENPP2 Polyclonal Antibody

Product Details	
Size	100 µL
Species Reactivity	Human, Mouse
Published Species	Mouse
Host/Isotype	Rabbit / IgG
Class	Polyclonal
Type	Antibody
Conjugate	Unconjugated
Immunogen	Recombinant protein encompassing a sequence within the C-terminus region of human Autotaxin.
Form	Liquid
Concentration	0.13 mg/mL
Purification	Antigen affinity chromatography
Storage buffer	PBS, pH 7, with 20% glycerol, 1% BSA
Contains	0.01% thimerosal
Storage conditions	Store at 4°C short term. For long term storage, store at -20°C, avoiding freeze/thaw cycles.
RRID	AB_2792364

Applications	Tested Dilution	Publications
Western Blot (WB)	1:500-1:3,000	1 Publication
Immunocytochemistry (ICC/IF)	1:100-1:1,000	-

## Product Specific Information

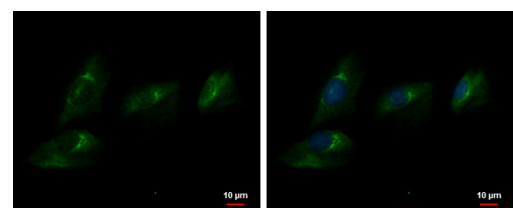
Keep as concentrated solution.

Predicted reactivity: Mouse (93%), Rat (94%), Chicken (81%), Bovine (93%).

Positive Control: human cerebrospinal fluid, mouse brain, rat brain.

Store product as a concentrated solution. Centrifuge briefly prior to opening the vial.

## Product Images For ENPP2 Polyclonal Antibody

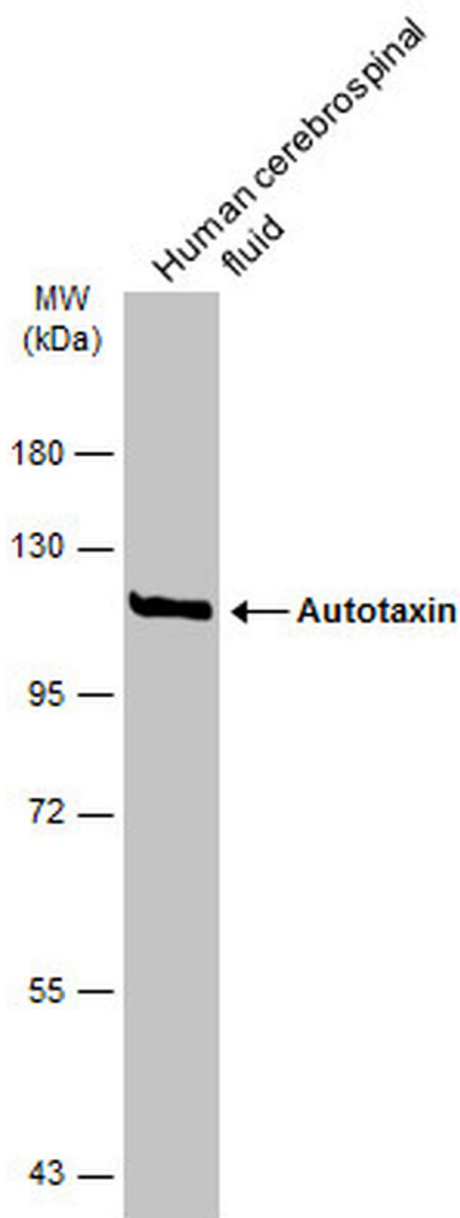


**ENPP2 Antibody (PA5-85221) in ICC/IF**

Immunocytochemistry analysis of ENPP2 in 4% paraformaldehyde-fixed SK-N-SH cells using ENPP2 polyclonal antibody (Product # PA5-85221) at a dilution of 1:500. Sample was then incubated with Hoechst secondary antibody.

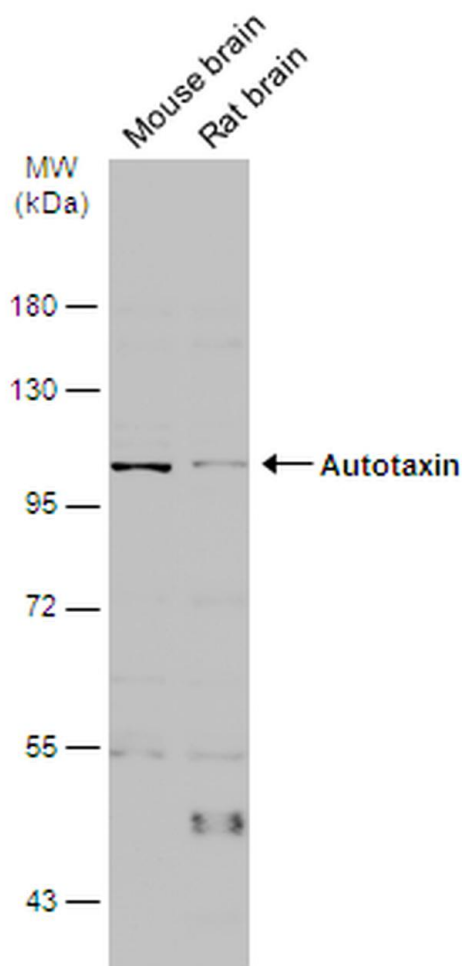
### ENPP2 Antibody (PA5-85221) in WB

Western Blot analysis of ENPP2 was performed by separating 30 µg of Human Cerebrospinal Fluid by 7.5% SDS-PAGE. Proteins were transferred to a membrane and probed with a ENPP2 Polyclonal Antibody (Product # PA5-85221) at a dilution of 1:1000. The HRP-conjugated anti-rabbit IgG antibody was used to detect the primary antibody.



## ENPP2 Antibody (PA5-85221) in WB

Western blot analysis of ENPP2 in various tissue extracts using ENPP2 polyclonal antibody (Product # PA5-85221) using 30 µg of sample at a dilution of 1:1000. Sample was then incubated with HRP-conjugated anti-rabbit IgG secondary antibody. Prior to incubation with primary antibody, the sample was separated on 7.5% SDS-PAGE.



[View more figures on thermofisher.com](#)

## 1 Reference

### Western Blot (1)

Frontiers in genetics

#### Comprehensive Proteomic Profiling of Urinary Exosomes and Identification of Potential Non-invasive Early Biomarkers of Alzheimer's Disease in 5XFAD Mouse Model.

"PA5-85221 was used in Western Blotting to demonstrate that some urinary exosome proteins, especially Annexin 2 and Clusterin, as nanometer-sized particles, enable detection of differences before amyloid-plaque deposition in 5XFAD mouse model, which may present an ideal non-invasive source of biomarkers for prevention of AD."

Authors: Song Z,Xu Y,Zhang L,Zhou L,Zhang Y,Han Y,Li X,Yu P,Qu Y,Zhao W,Qin C

Year  
2022

Species  
Mouse

For Research Use Only. Not for use in diagnostic procedures. Not for resale without express authorization. Products are warranted to operate or perform substantially in conformance with published Product specifications in effect at the time of sale, as set forth in the Production documentation, specifications and/or accompanying package inserts ("Documentation"). No claim of suitability for use in applications regulated by FDA is made. The warranty provided herein is valid only when used by properly trained individuals. Unless otherwise stated in the Documentation, this warranty is limited to one year from date of shipment when the Product is subjected to normal, proper and intended usage. This warranty does not extend to anyone other than the Buyer. Any model or sample furnished to Buyer is merely illustrative of the general type and quality of goods and does not represent that any Product will conform to such model or sample. NO OTHER WARRANTIES, EXPRESS OR IMPLIED, ARE GRANTED INCLUDING WITHOUT LIMITATION, IMPLIED WARRANTIES OF MERCHANTABILITY, FITNESS FOR ANY PARTICULAR PURPOSE, OR NON INFRINGEMENT. BUYER'S EXCLUSIVE REMEDY FOR NON-CONFORMING PRODUCTS DURING THE WARRANTY PERIOD IS LIMITED TO REPAIR, REPLACEMENT OF OR REFUND FOR THE NON-CONFORMING PRODUCT(S) AT SELLER'S SOLE OPTION. THERE IS NO OBLIGATION TO REPAIR, REPLACE OR REFUND FOR PRODUCTS AS THE RESULT OF (I) ACCIDENT, DISASTER OR EVENT OF FORCE MAJEURE, (II) MISUSE, FAULT OR NEGLIGENCE OF OR BY BUYER, (III) USE OF THE PRODUCTS IN A MANNER FOR WHICH THEY WERE NOT DESIGNED, OR (IV) IMPROPER STORAGE AND HANDLING OF THE PRODUCTS. Unless otherwise expressly stated on the Product or in the documentation accompanying the Product, the Product is intended for research only and is not to be used for any other purpose, including without limitation, unauthorized commercial uses, in vitro diagnostic uses, ex vivo or in vivo therapeutic uses, or any type of consumption by or application to human or animals.