

SDHA Monoclonal Antibody (2E3GC12FB2AE2)

Product Details

Size	100 µg
Species Reactivity	Bovine, Human, Mouse, Rat
Published Species	Dog, Rat, Mouse, Human
Host/Isotype	Mouse / IgG1, kappa
Class	Monoclonal
Type	Antibody
Clone	2E3GC12FB2AE2
Conjugate	Unconjugated
Immunogen	Full length native protein (purified) corresponding to Cow SDHA. Purified mitochondrial complex II (Cow).
Form	Liquid
Concentration	1 mg/mL
Purification	IgG fraction
Storage buffer	HEPES buffered saline, pH 7.5
Contains	0.02% sodium azide
Storage conditions	4° C
RRID	AB_2532231

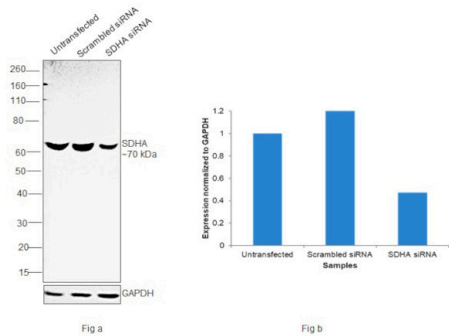
Applications	Tested Dilution	Publications
Western Blot (WB)	0.1 µg/mL	78 Publications
Immunohistochemistry (IHC)	-	4 Publications
Immunohistochemistry (Paraffin) (IHC (P))	-	2 Publications
Immunohistochemistry (Frozen) (IHC (F))	Assay-dependent	-
Immunocytochemistry (ICC/IF)	1:200	4 Publications
Flow Cytometry (Flow)	1 µg/mL	-
Immunoprecipitation (IP)	-	1 Publication
Miscellaneous PubMed (Misc)	-	1 Publication

Product Specific Information

ICC application requires heat-induced antigen retrieval where aldehydes are used as fixatives. Use 20min incubation at 90-100°C in 0.1 M Tris/HCl pH 9.5 with 5% urea (wt/vol).

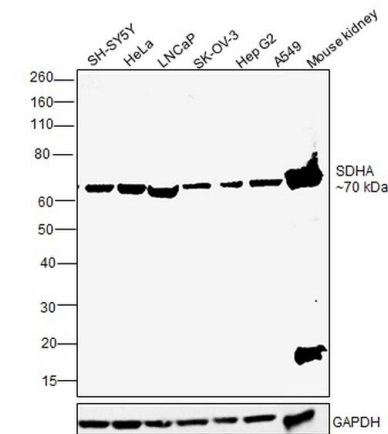
Positive control: Human heart mitochondria.

Product Images For SDHA Monoclonal Antibody (2E3GC12FB2AE2)



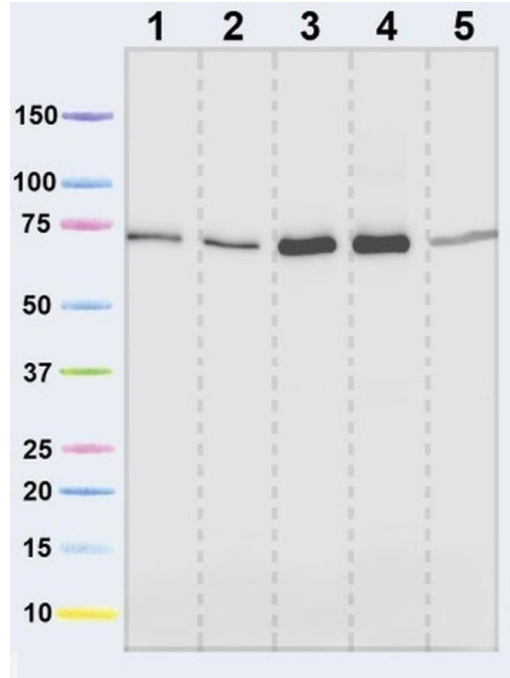
SDHA Antibody (459200)

Antibody specificity was demonstrated by siRNA mediated knockdown of target protein. SH-SY5Y cells were transfected with SDHA siRNA and decrease in signal intensity was observed in Western Blot application using Anti-SDHA Monoclonal Antibody (2E3GC12FB2AE2) (Product # 459200). {KD}



SDHA Antibody (459200) in WB

Western blot was performed using Anti-SDHA Monoclonal Antibody (2E3GC12FB2AE2)(Product # 459200) and a 70 kDa band corresponding to SDHA was observed across cell lines and tissue tested. Membrane enriched extracts (30 µg lysate) of SH-SY5Y (Lane 1), HeLa (Lane 2), LNCAP (Lane 3), SK-OV-3 (Lane 4), Hep G2 (Lane 5) and A549 (Lane 6); and tissue extract of Mouse Kidney (Lane 7) were electrophoresed using NuPAGE™ 10% Bis-Tris Protein Gel (Product # NP0301BOX). Resolved proteins were then transferred onto a Nitrocellulose membrane (Product # IB23001) by iBlot® 2 Dry Blotting System (Product # IB21001). The blot was probed with the primary antibody (0.1 µg/mL) and detected by chemiluminescence with Goat anti-Mouse IgG (H+L) Superclonal™ Recombinant Secondary Antibody, HRP (Product # A28177, 1: 4000 dilution) using the iBright FL 1000 (Product # A32752). Chemiluminescent detection was performed using Novex® ECL Chemiluminescent Substrate Reagent Kit (Product # WP20005).



SDHA Antibody (459200) in WB

Western blot analysis of SDHA in isolated mitochondria using an SDHA Monoclonal antibody (Product # 459200). Lane 1: Isolated mitochondria from Human heart at 5 µg, Lane 2: Isolated mitochondria from Bovine heart at 4 µg, Lane 3: Isolated mitochondria from Rat heart at 10 µg, Lane 4: Isolated mitochondria from Mouse heart at 10 µg, Lane 5: Isolated mitochondria from HepG2 at 20 µg.

View more figures on thermofisher.com

Western Blot (78)

Cancers	Year 2022
N6-Isopentenyladenosine Impairs Mitochondrial Metabolism through Inhibition of EGFR Translocation on Mitochondria in Glioblastoma Cells.	
"Published figure using SDHA monoclonal antibody (Product # 459200) in Western Blot"	
Authors: Pagano C,Coppola L,Navarra G,Avilia G,Bruzzaniti S,Piemonte E,Galgani M,Della Monica R,Chiariotti L, Cuomo M,Buonaiuto M,Torelli G,Caiazzo P,Laezza C,Bifulco M	
eLife	Year 2022
Connexin 43 hemichannels regulate mitochondrial ATP generation, mobilization, and mitochondrial homeostasis against oxidative stress.	Species Mouse
"459200 was used in Western Blotting to suggest that mtCx43 HCs regulate mitochondrial ATP generation by mediating K+, H+, and ATP transfer across the mitochondrial inner membrane and the interaction with mitochondrial ATP synthase, contributing to the maintenance of mitochondrial redox levels in response to oxidative stress."	Dilution 1:1000
Authors: Zhang J,Riquelme MA,Hua R,Acosta FM,Gu S,Jiang JX	

View more WB references on thermofisher.com

Immunohistochemistry (4)

Animals : an open access journal from MDPI	Year 2020
SDHB and SDHA Immunohistochemistry in Canine Pheochromocytomas.	
"Published figure using SDHA monoclonal antibody (Product # 459200) in Immunohistochemistry"	Species Dog
Authors: Abed FM,Brown MA,Al-Mahmood OA,Dark MJ	Dilution 1:100

Acta neuropathologica	Year 2016
Mutant desmin substantially perturbs mitochondrial morphology, function and maintenance in skeletal muscle tissue.	Species Mouse
"Published figure using SDHA monoclonal antibody (Product # 459200) in Western Blot"	Dilution 1:1000
Authors: Winter L,Wittig I,Peeva V,Eggers B,Heidler J,Chevessier F,Kley RA,Barkovits K,Strecker V,Berwanger C, Herrmann H,Marcus K,Kornblum C,Kunz WS,Schröder R,Clemen CS	

View more IHC references on thermofisher.com

More applications with references on thermofisher.com

- IHC (P) (2)
- ICC/IF (4)
- IP (1)
- Misc (1)

For Research Use Only. Not for use in diagnostic procedures. Not for resale without express authorization. Products are warranted to operate or perform substantially in conformance with published Product specifications in effect at the time of sale, as set forth in the Production documentation, specifications and/or accompanying package inserts ("Documentation"). No claim of suitability for use in applications regulated by FDA is made. The warranty provided herein is valid only when used by properly trained individuals. Unless otherwise stated in the Documentation, this warranty is limited to one year from date of shipment when the Product is subjected to normal, proper and intended usage. This warranty does not extend to anyone other than the Buyer. Any model or sample furnished to Buyer is merely illustrative of the general type and quality of goods and does not represent that any Product will conform to such model or sample. NO OTHER WARRANTIES, EXPRESS OR IMPLIED, ARE GRANTED INCLUDING WITHOUT LIMITATION, IMPLIED WARRANTIES OF MERCHANTABILITY, FITNESS FOR ANY PARTICULAR PURPOSE, OR NON-INFRINGEMENT. BUYER'S EXCLUSIVE REMEDY FOR NON-CONFORMING PRODUCTS DURING THE WARRANTY PERIOD IS LIMITED TO REPAIR, REPLACEMENT OF OR REFUND FOR THE NON-CONFORMING PRODUCT(S) AT SELLER'S SOLE OPTION. THERE IS NO OBLIGATION TO REPAIR, REPLACE OR REFUND FOR PRODUCTS AS THE RESULT OF (i) ACCIDENT, DISASTER OR EVENT OF FORCE MAJEURE, (ii) MISUSE, FAULT OR NEGLIGENCE OF OR BY BUYER, (iii) USE OF THE PRODUCTS IN A MANNER FOR WHICH THEY WERE NOT DESIGNED, OR (iv) IMPROPER STORAGE AND HANDLING OF THE PRODUCTS. Unless otherwise expressly stated on the Product or in the documentation accompanying the Product, the Product is intended for research only and is not to be used for any other purpose, including without limitation, unauthorized commercial uses, in vitro diagnostic uses, ex vivo or in vivo therapeutic uses, or any type of consumption by or application to human or animals.