

Histone H3 Polyclonal Antibody

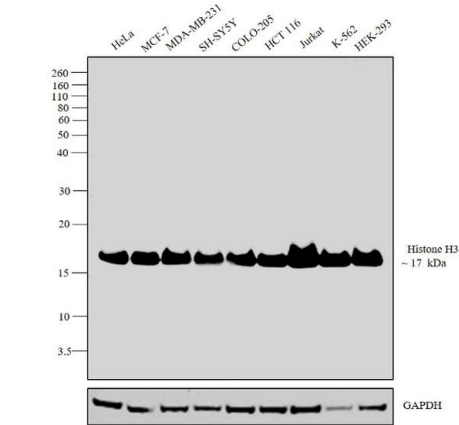
Product Details	
Size	100 µL
Species Reactivity	Human, Zebrafish
Host/Isotype	Rabbit / IgG
Class	Polyclonal
Type	Antibody
Conjugate	Unconjugated
Immunogen	Raised against the C-term of human HIST3H3.
Form	Liquid
Concentration	Conc. Not Determined
Storage buffer	whole serum
Contains	<0.1% sodium azide
Storage conditions	-20° C, Avoid Freeze/Thaw Cycles
RRID	AB_2533887

Applications	Tested Dilution	Publications
Western Blot (WB)	1:500	-
ELISA (ELISA)	1:10,000	-
ChIP assay (ChIP)	1-10 µg/1x10^6 cells	-

Product Images For Histone H3 Polyclonal Antibody

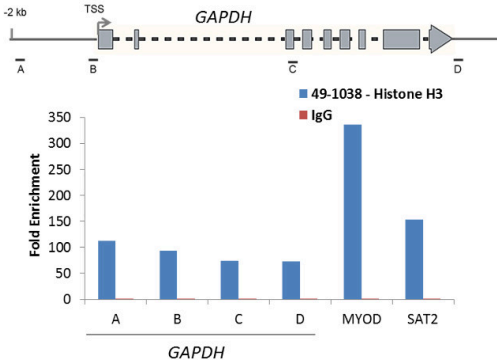
Histone H3 Antibody (49-1038) in WB

Western blot analysis was performed on modified whole cell extracts (1% SDS) (30 µg lysate) of HeLa (Lane 1), MCF-7 (Lane 2), MDA-MB-231 (Lane 3), SH-SY5Y (Lane 4), COLO-205 (Lane 5), HCT 116 (Lane 6), Jurkat (Lane 7), K-562 (Lane 8) and HEK-293 (Lane 9). The blot was probed with Histone H3 Polyclonal Antibody (Product # 49-1038, 1:500 dilution) and detected by chemiluminescence using Goat anti-Rabbit IgG (Heavy Chain) Superclonal™ Secondary Antibody, HRP conjugate (Product # A27036, 0.25 µg/mL, 1:4000 dilution). A 17 kDa band corresponding to Histone H3 was observed across the cell lines tested.



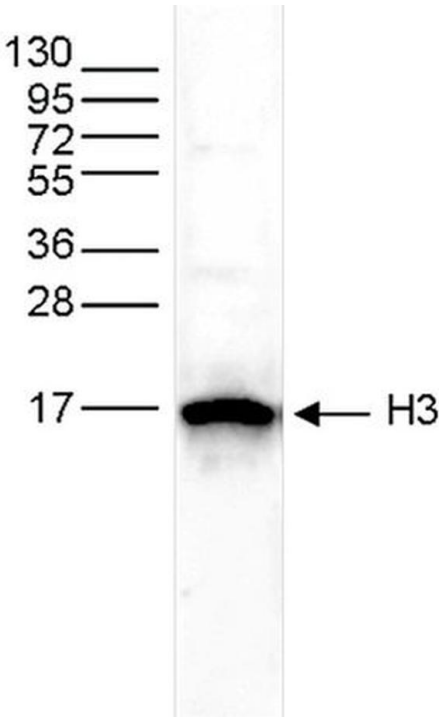
Histone H3 Antibody (49-1038)

Antibody specificity was demonstrated by detection of enrichment of the target protein at specific gene loci. Chromatin Immunoprecipitation (ChIP) was performed using Anti-Histone H3 Polyclonal Antibody (Product # 49-1038) using PCR primer pairs over the GAPDH gene, MYOD, SAT2 satellite repeats. {RE}



Histone H3 Antibody (49-1038) in WB

Whole cell extracts from HeLa cells (25 g) were analysed by Western blot using the anti-H3pan antibody (Product # 49-1038) diluted 1:500 in TBS-Tween containing 5% skimmed milk. The position of the protein of interest is indicated on the right; the marker (in kDa) is shown on the left.



View more figures on thermofisher.com

For Research Use Only. Not for use in diagnostic procedures. Not for resale without express authorization. Products are warranted to operate or perform substantially in conformance with published Product specifications in effect at the time of sale, as set forth in the Production documentation, specifications and/or accompanying package inserts ("Documentation"). No claim of suitability for use in applications regulated by FDA is made. The warranty provided herein is valid only when used by properly trained individuals. Unless otherwise stated in the Documentation, this warranty is limited to one year from date of shipment when the Product is subjected to normal, proper and intended usage. This warranty does not extend to anyone other than the Buyer. Any model or sample furnished to Buyer is merely illustrative of the general type and quality of goods and does not represent that any Product will conform to such model or sample. NO OTHER WARRANTIES, EXPRESS OR IMPLIED, ARE GRANTED INCLUDING WITHOUT LIMITATION, IMPLIED WARRANTIES OF MERCHANTABILITY, FITNESS FOR ANY PARTICULAR PURPOSE, OR NON INFRINGEMENT. BUYER'S EXCLUSIVE REMEDY FOR NON-CONFORMING PRODUCTS DURING THE WARRANTY PERIOD IS LIMITED TO REPAIR, REPLACEMENT OF OR REFUND FOR THE NON-CONFORMING PRODUCT(S) AT SELLER'S SOLE OPTION. THERE IS NO OBLIGATION TO REPAIR, REPLACE OR REFUND FOR PRODUCTS AS THE RESULT OF (I) ACCIDENT, DISASTER OR EVENT OF FORCE MAJEURE, (II) MISUSE, FAULT OR NEGLIGENCE OF OR BY BUYER, (III) USE OF THE PRODUCTS IN A MANNER FOR WHICH THEY WERE NOT DESIGNED, OR (IV) IMPROPER STORAGE AND HANDLING OF THE PRODUCTS. Unless otherwise expressly stated on the Product or in the documentation accompanying the Product, the Product is intended for research only and is not to be used for any other purpose, including without limitation, unauthorized commercial uses, in vitro diagnostic uses, ex vivo or in vivo therapeutic uses, or any type of consumption by or application to human or animals.