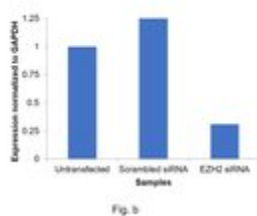



EZH2 Polyclonal Antibody

Product Details	
Size	50 µg
Species	Human, Mouse
Published Species	Human
Expression System	Rabbit / IgG
Class	Polyclonal
Type	Antibody
Conjugate	Unconjugated
Immunogen	N-terminus (aa1-343) of the mouse Ezh2 protein
Form	Liquid
Concentration	1 mg/mL
Purification	Protein G
Storage buffer	PBS
Contains	0.05% Proclin 300, 0.05% sodium azide
Storage Conditions	-20° C, Avoid Freeze/Thaw Cycles
RRID	AB_2533892

Applications	Tested Dilution	Publications
ChIP assay (ChIP)	1-10 µg/4x10 ⁶ cells	2 Publications
ChIP-sequencing (ChIP-Seq)	2 µg/4x10 ⁶ cells	-
Immunofluorescence (IF)	1:1,000	1 Publication
Western Blot (WB)	1:1,000	3 Publications
Immunohistochemistry (IHC)	-	3 Publications
Immunohistochemistry (Paraffin) (IHC (P))	-	1 Publication

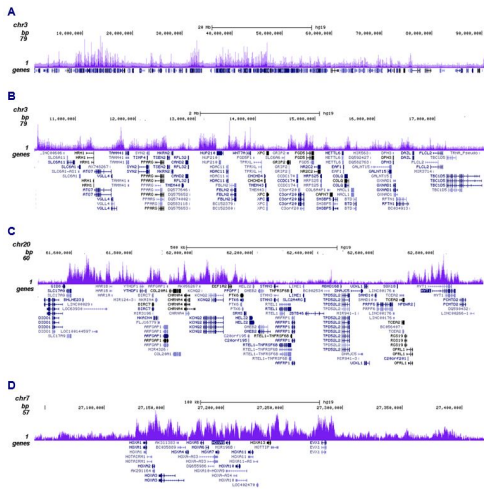
Advanced Verification Data



EZH2 Antibody (49-1043)

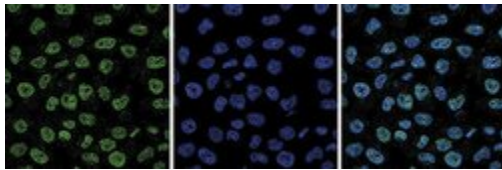
Antibody specificity was demonstrated by siRNA mediated knockdown of target protein. PC-3 cells were transfected with EZH2 siRNA and decrease in signal intensity was observed in Western Blot application using Anti-EZH2 Polyclonal Antibody (Product # 49-1043). Knockdown validation info.

Product Images For EZH2 Polyclonal Antibody



EZH2 Antibody (49-1043) in ChIP-seq

ChIP was performed on sheared chromatin from 4 million K562 cells using 2 μ g of the anti-EZH2 antibody (Product # 49-1043). The IP'd DNA was subsequently analysed on an Illumina HiSeq. Library preparation, cluster generation and sequencing were performed according to the manufacturer's instructions. The 51 bp tags were aligned to the human genome using the BWA algorithm. The figure shows the peak distribution along the short arm and a 6 Mb region containing several enriched regions of human chromosome 3 (figure A and B, respectively), and in two genomic regions containing the *MYT1* gene on chromosome 20 and the *HOX* cluster on chromosome 7 (figure C and D).



EZH2 Antibody (49-1043) in IF

HeLa cells were stained with the anti-EZH2 antibody (Product # 49-1043) and with DAPI. Cells were fixed with 4% formaldehyde for 10' and blocked with PBS/TX-100 containing 1% BSA. The cells were immunofluorescently labelled with the EZH2 antibody (left) diluted 1:1,000 in blocking solution followed by an anti-mouse antibody conjugated to Alexa488. The middle panel shows staining of the nuclei with DAPI. A merge of the two stainings is shown on the right.

View more figures on thermofisher.com

Western Blot (3)

Nature communications

Methylation and PTEN activation in dental pulp mesenchymal stem cells promotes osteogenesis and reduces oncogenesis.

"49-1043 was used in Western Blotting to demonstrate how several epigenetic factors broadly affect lineage commitment and tumorigenesis, which should be considered when developing therapeutic uses of stem cells."

Authors: Shen WC,Lai YC,Li LH,Liao K,Lai HC,Kao SY,Wang J,Chuong CM,Hung SC

Species
Human

Dilution
1:1000

Year
2019

Nature communications

The central role of EED in the orchestration of polycomb group complexes.

"49-1043 was used in ChIP assay and western blot to study the Involvement of EED in the organization of polycomb group complexes"

Authors: Cao Q,Wang X,Zhao M,Yang R,Malik R,Qiao Y,Poliakov A,Yocum AK,Li Y,Chen W,Cao X,Jiang X,Dahiya A,Harris C,Feng FY,Kalantry S,Qin ZS,Dhanasekaran SM,Chinnaiyan AM

Species
Human

Dilution
1:1000

Year
2015

[View more WB references on thermofisher.com](#)

ChIP assay (2)

Nature communications

The central role of EED in the orchestration of polycomb group complexes.

"49-1043 was used in ChIP assay and western blot to study the Involvement of EED in the organization of polycomb group complexes"

Authors: Cao Q,Wang X,Zhao M,Yang R,Malik R,Qiao Y,Poliakov A,Yocum AK,Li Y,Chen W,Cao X,Jiang X,Dahiya A,Harris C,Feng FY,Kalantry S,Qin ZS,Dhanasekaran SM,Chinnaiyan AM

Species
Human

Dilution
1:1000

Year
2015

Oncogene

CCN3/NOV gene expression in human prostate cancer is directly suppressed by the androgen receptor.

"49-1043 was used in ChIP assay to report a tumor-suppressive role of NOV in prostate cancer."

Authors: Wu L,Runkle C,Jin HJ,Yu J,Li J,Yang X,Kuzel T,Lee C,Yu J

Species
Human

Dilution
Not Cited

Year
2014

More applications with references on thermofisher.com

IHC (3)

IHC (P) (1)

IF (1)

For Research Use Only. Not for use in diagnostic procedures. Not for resale without express authorization. Products are warranted to operate or perform substantially in conformance with published Product specifications in effect at the time of sale, as set forth in the Production documentation, specifications and/or accompanying package inserts ("Documentation"). No claim of suitability for use in applications regulated by FDA is made. The warranty provided herein is valid only when used by properly trained individuals. Unless otherwise stated in the Documentation, this warranty is limited to one year from date of shipment when the Product is subjected to normal, proper and intended usage. This warranty does not extend to anyone other than the Buyer. Any model or sample furnished to Buyer is merely illustrative of the general type and quality of goods and does not represent that any Product will conform to such model or sample. NO OTHER WARRANTIES, EXPRESS OR IMPLIED, ARE GRANTED INCLUDING WITHOUT LIMITATION, IMPLIED WARRANTIES OF MERCHANTABILITY, FITNESS FOR ANY PARTICULAR PURPOSE, OR NON INFRINGEMENT. BUYER'S EXCLUSIVE REMEDY FOR NON-CONFORMING PRODUCTS DURING THE WARRANTY PERIOD IS LIMITED TO REPAIR, REPLACEMENT OF OR REFUND FOR THE NON-CONFORMING PRODUCT(S) AT SELLER'S SOLE OPTION. THERE IS NO OBLIGATION TO REPAIR, REPLACE OR REFUND FOR PRODUCTS AS THE RESULT OF (I) ACCIDENT, DISASTER OR EVENT OF FORCE MAJEURE, (II) MISUSE, FAULT OR NEGLIGENCE OF OR BY BUYER, (III) USE OF THE PRODUCTS IN A MANNER FOR WHICH THEY WERE NOT DESIGNED, OR (IV) IMPROPER STORAGE AND HANDLING OF THE PRODUCTS. Unless otherwise expressly stated on the Product or in the documentation accompanying the Product, the Product is intended for research only and is not to be used for any other purpose, including without limitation, unauthorized commercial uses, in vitro diagnostic uses, ex vivo or in vivo therapeutic uses, or any type of consumption by or application to human or animals.