

# Survivin Recombinant Rabbit Monoclonal Antibody (9H18L32)

Product Details	
Size	100 µg
Species	Bovine, Hamster, Human, Mouse, Rat
Expression System	Rabbit / IgG
Class	Recombinant Monoclonal
Type	Antibody
Clone	9H18L32
Conjugate	Unconjugated
Immunogen	A recombinant protein corresponding to amino acids 1-142.
Form	Liquid
Concentration	0.5 mg/mL
Purification	Protein A
Storage buffer	PBS
Contains	0.09% sodium azide
Storage Conditions	Store at 4°C short term. For long term storage, store at -20°C, avoiding freeze/thaw cycles.
RRID	AB_2532319

Applications	Tested Dilution	Publications
Immunocytochemistry (ICC)	5 µg/mL	-
Immunofluorescence (IF)	5 µg/mL	-
Western Blot (WB)	1 µg/mL	-

## Product Specific Information

This antibody is predicted to react with bovine and hamster based on sequence homology.

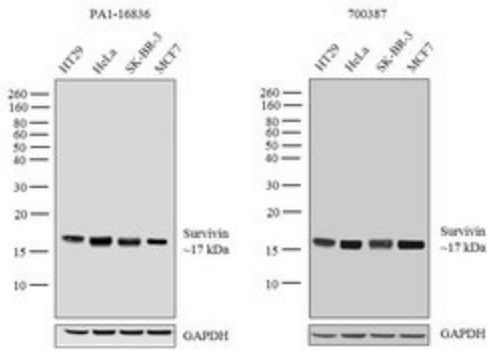
Intact IgG appears on a non-reducing gel as ~150 kDa band and upon reduction generating a ~25 kDa light chain band and a ~50 kDa heavy chain.

Recombinant rabbit monoclonal antibodies are produced using in vitro expression systems. The expression systems are developed by cloning in the specific antibody DNA sequences from immunoreactive rabbits. Then, individual clones are screened to select the best candidates for production. The advantages of using recombinant rabbit monoclonal antibodies include: better specificity and sensitivity, lot-to-lot consistency, animal origin-free formulations, and broader immunoreactivity to diverse targets due to larger rabbit immune repertoire.

## Advanced Verification Data


### Survivin Antibody (700387)

Antibody specificity was demonstrated by showing that antibodies raised against the same target protein perform similarly. Western blot of Survivin using Survivin Antibody (9H18L32), Recombinant Rabbit Monoclonal (Product # 700387), tested in parallel with Survivin Polyclonal Antibody (Product # PA1-16836), shows similar expression of Survivin in the cell lines tested. Independent antibody validation info.

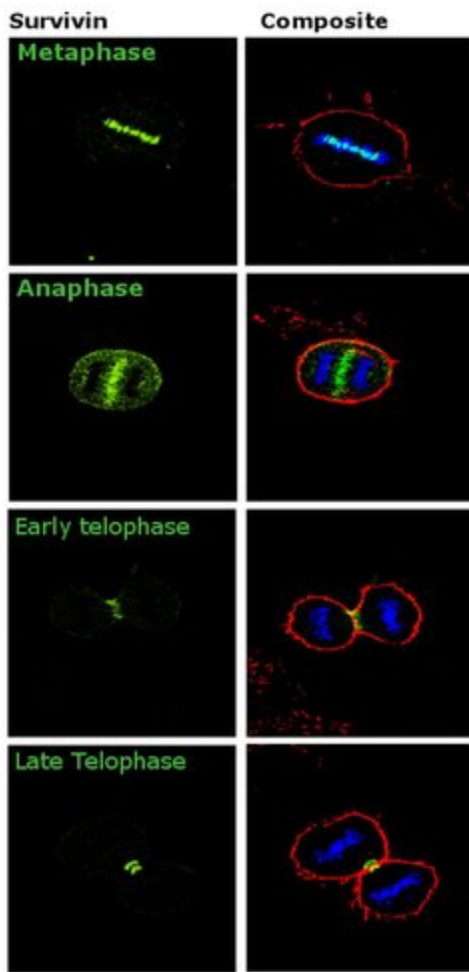


### Survivin Antibody (700387)

Altered expression of target protein upon cell treatment demonstrates antibody specificity. Western blot analysis of Survivin using Survivin Antibody (9H18L32), Recombinant Rabbit Monoclonal (Product # 700387) shows a reduction in expression of Survivin in the SK-BR-3 cell line upon LY294002 treatment. Cell treatment validation info.



- - - - - + 10uM LY294002 for 24 hours



### Survivin Antibody (700387)

Detection of differential subcellular localization of the target protein during different phases of mitosis demonstrates antibody specificity. Immunofluorescence analysis of Survivin using Survivin Antibody (9H18L32), Recombinant Rabbit Monoclonal (Product # 700387) shows Survivin in different phases of HeLa cells. During metaphase Survivin is localized in the centromeres and localizes in the midbody between two daughter cells at telophase. Relative expression validation info.

[View more figures on thermofisher.com](http://thermofisher.com)

For Research Use Only. Not for use in diagnostic procedures. Not for resale without express authorization. Products are warranted to operate or perform substantially in conformance with published Product specifications in effect at the time of sale, as set forth in the Production documentation, specifications and/or accompanying package inserts ("Documentation"). No claim of suitability for use in applications regulated by FDA is made. The warranty provided herein is valid only when used by properly trained individuals. Unless otherwise stated in the Documentation, this warranty is limited to one year from date of shipment when the Product is subjected to normal, proper and intended usage. This warranty does not extend to anyone other than the Buyer. Any model or sample furnished to Buyer is merely illustrative of the general type and quality of goods and does not represent that any Product will conform to such model or sample. NO OTHER WARRANTIES, EXPRESS OR IMPLIED, ARE GRANTED INCLUDING WITHOUT LIMITATION, IMPLIED WARRANTIES OF MERCHANTABILITY, FITNESS FOR ANY PARTICULAR PURPOSE, OR NON INFRINGEMENT. BUYER'S EXCLUSIVE REMEDY FOR NON-CONFORMING PRODUCTS DURING THE WARRANTY PERIOD IS LIMITED TO REPAIR, REPLACEMENT OF OR REFUND FOR THE NON-CONFORMING PRODUCT(S) AT SELLER'S SOLE OPTION. THERE IS NO OBLIGATION TO REPAIR, REPLACE OR REFUND FOR PRODUCTS AS THE RESULT OF (I) ACCIDENT, DISASTER OR EVENT OF FORCE MAJEURE, (II) MISUSE, FAULT OR NEGLIGENCE OF OR BY BUYER, (III) USE OF THE PRODUCTS IN A MANNER FOR WHICH THEY WERE NOT DESIGNED, OR (IV) IMPROPER STORAGE AND HANDLING OF THE PRODUCTS. Unless otherwise expressly stated on the Product or in the documentation accompanying the Product, the Product is intended for research only and is not to be used for any other purpose, including without limitation, unauthorized commercial uses, in vitro diagnostic uses, ex vivo or in vivo therapeutic uses, or any type of consumption by or application to human or animals.