

YY1 Recombinant Rabbit Monoclonal Antibody (6H23L3)

Product Details	
Size	100 µg
Species Reactivity	Human, Rat
Host/Isotype	Rabbit / IgG
Expression system	Expi293
Class	Recombinant Monoclonal
Type	Antibody
Clone	6H23L3
Conjugate	Unconjugated
Immunogen	Protein corresponding to human YY1 [aa1-aa170]
Form	Liquid
Concentration	0.5 mg/mL
Purification	Protein A
Storage buffer	PBS, pH 7.4
Contains	0.09% sodium azide
Storage conditions	Store at 4°C short term. For long term storage, store at -20°C, avoiding freeze/thaw cycles.
RRID	AB_2762378


Applications	Tested Dilution	Publications
Western Blot (WB)	1:2500	-
ChIP assay (ChIP)	2 µg/million cells	-

Product Specific Information

This antibody is predicted to react with Monkey, Mouse, Pig, Bovine.

Recombinant rabbit monoclonal antibodies are produced using in vitro expression systems. The expression systems are developed by cloning in the specific antibody DNA sequences from immunoreactive rabbits. Then, individual clones are screened to select the best candidates for production. The advantages of using recombinant rabbit monoclonal antibodies include: better specificity and sensitivity, lot-to-lot consistency, animal origin-free formulations, and broader immunoreactivity to diverse targets due to larger rabbit immune repertoire.

Product Images For YY1 Recombinant Rabbit Monoclonal Antibody (6H23L3)

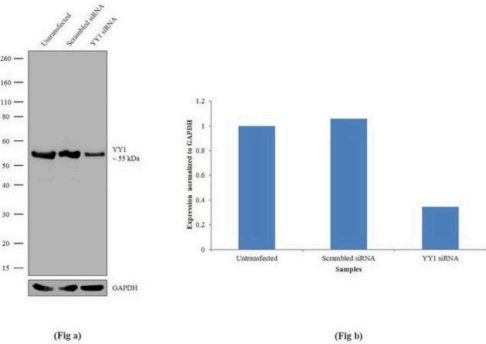


YY1 Antibody (703054) in WB

Western blot analysis was performed on modified whole cell extracts (1% SDS) (30 µg lysate) of DU 145 (Lane 1), LNCaP (Lane 2), U-2 OS (Lane 3), MCF7 (Lane 4), MDA-MB-231 (Lane 5), T-47D (Lane 6), HCT 116 (Lane 7) and tissue extract of Rat Brain (Lane 8). The blot was probed with Anti-YY1 Recombinant Rabbit Monoclonal Antibody (Product # 703054, 1:2,500 dilution) and detected by chemiluminescence using Goat anti-Rabbit IgG (Heavy Chain) Superclonal™ Secondary Antibody, HRP conjugate (Product # A27036, 0.25 µg/mL, 1:4,000 dilution). A ~55 kDa band corresponding to YY1 was observed across the cell lines and tissue tested.

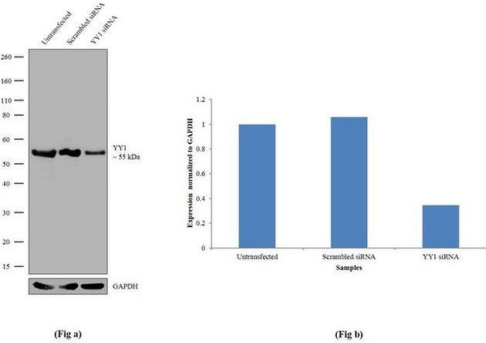
YY1 Antibody (703054)

Antibody specificity was demonstrated by siRNA mediated knockdown of target protein. DU 145 cells were transfected with YY1 siRNA and decrease in signal intensity was observed in Western blot application using Anti-YY1 Recombinant Rabbit Monoclonal Antibody (Product # 703054). {KD}



YY1 Antibody (703054) in WB

Knockdown of YY1 was achieved by transfecting DU 145 cells with YY1 specific siRNA (Silencer® select Product # s14958 & s14960). Western blot analysis (Fig a) was performed using modified whole cell extracts (1% SDS) from YY1 knockdown cells (Lane 3), non-specific scrambled siRNA transfected cells (Lane 2) and untransfected cells (Lane 1). The blot was probed with Anti-YY1 Recombinant Rabbit Monoclonal Antibody (Product # 703054, 1:2500 dilution) and Goat anti-Rabbit IgG (Heavy Chain) Superclonal™ Secondary Antibody, HRP conjugate (Product # A27036, 0.25 µg/mL, 1:4000 dilution). Densitometric analysis of this Western blot is shown in histogram (Fig b). Loss of signal upon siRNA mediated knockdown confirms that antibody is specific to YY1.



View more figures on thermofisher.com

For Research Use Only. Not for use in diagnostic procedures. Not for resale without express authorization. Products are warranted to operate or perform substantially in conformance with published Product specifications in effect at the time of sale, as set forth in the Production documentation, specifications and/or accompanying package inserts ("Documentation"). No claim of suitability for use in applications regulated by FDA is made. The warranty provided herein is valid only when used by properly trained individuals. Unless otherwise stated in the Documentation, this warranty is limited to one year from date of shipment when the Product is subjected to normal, proper and intended usage. This warranty does not extend to anyone other than the Buyer. Any model or sample furnished to Buyer is merely illustrative of the general type and quality of goods and does not represent that any Product will conform to such model or sample. NO OTHER WARRANTIES, EXPRESS OR IMPLIED, ARE GRANTED INCLUDING WITHOUT LIMITATION, IMPLIED WARRANTIES OF MERCHANTABILITY, FITNESS FOR ANY PARTICULAR PURPOSE, OR NON INFRINGEMENT. BUYER'S EXCLUSIVE REMEDY FOR NON-CONFORMING PRODUCTS DURING THE WARRANTY PERIOD IS LIMITED TO REPAIR, REPLACEMENT OF OR REFUND FOR THE NON-CONFORMING PRODUCT(S) AT SELLER'S SOLE OPTION. THERE IS NO OBLIGATION TO REPAIR, REPLACE OR REFUND FOR PRODUCTS AS THE RESULT OF (I) ACCIDENT, DISASTER OR EVENT OF FORCE MAJEURE, (II) MISUSE, FAULT OR NEGLIGENCE OF OR BY BUYER, (III) USE OF THE PRODUCTS IN A MANNER FOR WHICH THEY WERE NOT DESIGNED, OR (IV) IMPROPER STORAGE AND HANDLING OF THE PRODUCTS. Unless otherwise expressly stated on the Product or in the documentation accompanying the Product, the Product is intended for research only and is not to be used for any other purpose, including without limitation, unauthorized commercial uses, in vitro diagnostic uses, ex vivo or in vivo therapeutic uses, or any type of consumption by or application to human or animals.