

Sortilin Recombinant Rabbit Monoclonal Antibody (10H29L22)

Product Details	
Size	100 µg
Species Reactivity	Human, Mouse, Rat
Host/Isotope	Rabbit / IgG
Class	Recombinant Monoclonal
Type	Antibody
Clone	10H29L22
Conjugate	Unconjugated
Immunogen	Peptides corresponding to human Sortilin [1) aa334-aa348 2) aa471-aa483]
Form	Liquid
Concentration	0.5 mg/ml
Purification	Protein A
Storage buffer	PBS, pH 7.4
Contains	0.09% sodium azide
Storage Conditions	Store at 4°C short term. For long term storage, store at -20°C, avoiding freeze/thaw cycles.

Applications	Tested	Dilution	Published
Western Blot (WB)	✓	1:500	

Product Specific Information


This antibody is predicted to react with Monkey, Cat, Bovine.

Recombinant rabbit monoclonal antibodies are produced using in vitro expression systems. The expression systems are developed by cloning in the specific antibody DNA sequences from immunoreactive rabbits. Then, individual clones are screened to select the best candidates for production. The advantages of using recombinant rabbit monoclonal antibodies include: better specificity and sensitivity, lot-to-lot consistency, animal origin-free formulations, and broader immunoreactivity to diverse targets due to larger rabbit immune repertoire.

Advanced Verification Data

Sortilin Antibody (703207)


Antibody specificity was demonstrated by detection of differential basal expression of the target across tissue models owing to their inherent genetic constitution. No expression of Sortilin was observed in Mouse Liver in comparison to Mouse Colon tested using Anti-Sortilin Recombinant Rabbit Monoclonal Antibody (Product # 703207) in Western blot. Relative expression validation info.



Product Images For Sortilin Recombinant Rabbit Monoclonal Antibody (10H29L22)


Sortilin Antibody (703207) in WB

Western blot analysis was performed on whole cell extracts (30 µg lysate) of SK-BR-3 (Lane 1), MDA-MB-231 (Lane 2), MCF-7 (Lane 3) and tissue extracts of Mouse Brain (Lane 4) and Rat Brain (Lane 5). The blot was probed with Anti-Sortilin Recombinant Rabbit Monoclonal Antibody (Product # 703207, 1:500 dilution) and detected by chemiluminescence using Goat anti-Rabbit IgG (H+L) Superclonal™ Secondary Antibody, HRP conjugate (Product # A27036, 1:4000 dilution). A ~92 kDa band corresponding to Sortilin was observed across the cell lines and tissues tested.



Sortilin Antibody (703207) in WB

Western blot analysis was performed on tissue extracts (30 µg lysate) of Mouse Liver (Lane 1) and Mouse Colon (Lane 2). The blot was probed with Anti-Sortilin Recombinant Rabbit Monoclonal Antibody (Product # 703207, 1:500 dilution) and detected by chemiluminescence using Goat anti-Rabbit IgG (H+L) Superclonal™ Secondary Antibody, HRP conjugate (Product # A27036, 1:4000 dilution). A ~92 kDa band corresponding to Sortilin was observed in the relevant tissues tested.



For Research Use Only. Not for use in diagnostic procedures. Not for resale without express authorization. Products are warranted to operate or perform substantially in conformance with published Product specifications in effect at the time of sale, as set forth in the Production documentation, specifications and/or accompanying package inserts ("Documentation"). No claim of suitability for use in applications regulated by FDA is made. The warranty provided herein is valid only when used by properly trained individuals. Unless otherwise stated in the Documentation, this warranty is limited to one year from date of shipment when the Product is subjected to normal, proper and intended usage. This warranty does not extend to anyone other than the Buyer. Any model or sample furnished to Buyer is merely illustrative of the general type and quality of goods and does not represent that any Product will conform to such model or sample. NO OTHER WARRANTIES, EXPRESS OR IMPLIED, ARE GRANTED INCLUDING WITHOUT LIMITATION, IMPLIED WARRANTIES OF MERCHANTABILITY, FITNESS FOR ANY PARTICULAR PURPOSE, OR NON INFRINGEMENT. BUYER'S EXCLUSIVE REMEDY FOR NON-CONFORMING PRODUCTS DURING THE WARRANTY PERIOD IS LIMITED TO REPAIR, REPLACEMENT OF OR REFUND FOR THE NON-CONFORMING PRODUCT(S) AT SELLER'S SOLE OPTION. THERE IS NO OBLIGATION TO REPAIR, REPLACE OR REFUND FOR PRODUCTS AS THE RESULT OF (I) ACCIDENT, DISASTER OR EVENT OF FORCE MAJEURE, (II) MISUSE, FAULT OR NEGLIGENCE OF OR BY BUYER, (III) USE OF THE PRODUCTS IN A MANNER FOR WHICH THEY WERE NOT DESIGNED, OR (IV) IMPROPER STORAGE AND HANDLING OF THE PRODUCTS. Unless otherwise expressly stated on the Product or in the documentation accompanying the Product, the Product is intended for research only and is not to be used for any other purpose, including without limitation, unauthorized commercial uses, in vitro diagnostic uses, ex vivo or in vivo therapeutic uses, or any type of consumption by or application to human or animals.