

# CDK4 Recombinant Polyclonal Antibody (16HCLC)

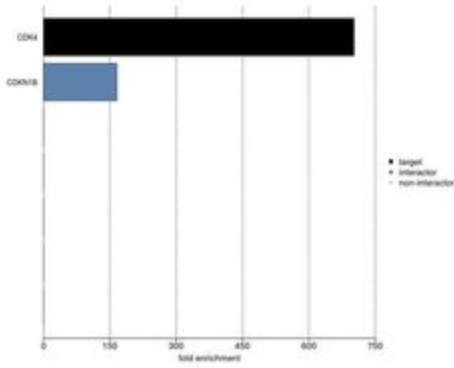
Product Details	
Size	100 µg
Species Reactivity	Human, Rat
Host/Isotype	Rabbit / IgG
Class	Recombinant Polyclonal
Type	Antibody
Clone	16HCLC
Conjugate	Unconjugated
Immunogen	proprietary
Form	Liquid
Concentration	0.5 mg/mL
Purification	Protein A
Storage buffer	PBS
Contains	0.09% sodium azide
Storage Conditions	Store at 4°C short term. For long term storage, store at -20°C, avoiding freeze/thaw cycles.
RRID	AB_2532529

Applications	Tested Dilution	Publications
Western Blot (WB)	1-5 µg/mL	-

## Product Specific Information

Recombinant rabbit polyclonal antibodies are unique offerings from Thermo Fisher Scientific. They are comprised of a selection of multiple different recombinant monoclonal antibodies, providing the best of both worlds - the sensitivity of polyclonal antibodies with the specificity of monoclonal antibodies - all delivered with the consistency only found in a recombinant antibody. While functionally the same as a polyclonal antibody - recognizing multiple epitope sites on the target and producing higher detection sensitivity for low abundance targets - a recombinant rabbit polyclonal antibody has a known mixture of light and heavy chains. The exact population can be produced in every lot, circumventing the biological variability typically associated with polyclonal antibody production.

## Advanced Verification Data




### CDK4 Antibody (710017)

IP-MS enrichment of CDK4 (LFQ intensity): CDK4 was enriched 702-fold from MCF7 lysate compared to background proteins, using the optimized IP-MS workflow with Pierce MS-Compatible Magnetic IP Kit protein A/G (Product # 90409) and CDK4 antibody (Product # 710017). See more information on IP-MS verification of antibody selectivity. IP-MS validation info.

## Product Images For CDK4 Recombinant Polyclonal Antibody (16HCLC)

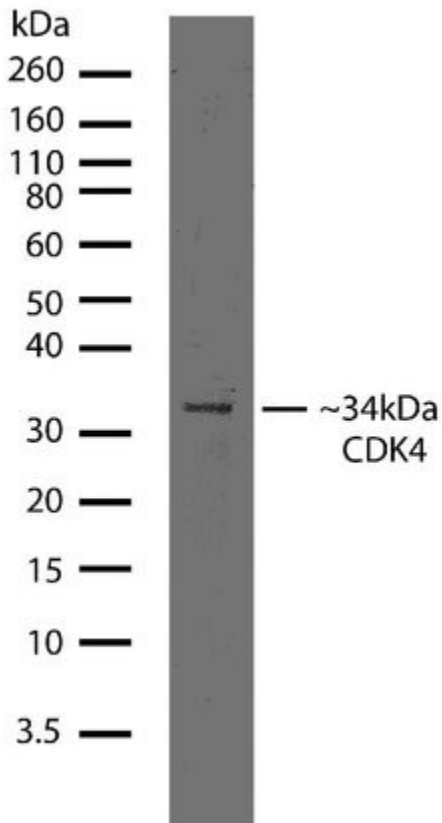
### CDK4 Antibody (710017) in WB

Western blot analysis of cdk4 was performed by loading 20 µg of A549 (lane1), U-87 MG (lane2), MCF7 (lane3) and Rat Heart (lane4) lysates using Novex®NuPAGE®4-12% Bis-Tris gel (Product # NP0321BOX), XCell SureLock Electrophoresis System (Product # EI0002), Novex® Sharp Pre-Stained Protein Standard (Product # LC5800), and iBlot® Dry Blotting System (Product # IB21001). Proteins were transferred to a nitrocellulose membrane and blocked with 5% skim milk for 1 hour at room temperature. cdk4 was detected at ~34 kDa using cdk4 Recombinant Rabbit Polyclonal Antibody (Product # 710017) at 1-2 µg/mL in 2.5% skim milk at 4°C overnight on a rocking platform. Goat anti-Rabbit IgG - HRP Secondary Antibody (Product # G-21234) at 1:5000 dilution was used and chemiluminescent detection was performed using Pierce™ ECL Western blotting Substrate (Product # 32106).



### CDK4 Antibody (710017) in WB

Western blot analysis of Cdk4 in HeLa cell lysate (30 µg/lane) using a Cdk4 Recombinant Rabbit Polyclonal Antibody (Product # 710017) at a dilution of 5 µg/mL. NBT/BCIP was used as the substrate (Product # WB7105).



For Research Use Only. Not for use in diagnostic procedures. Not for resale without express authorization. Products are warranted to operate or perform substantially in conformance with published Product specifications in effect at the time of sale, as set forth in the Production documentation, specifications and/or accompanying package inserts ("Documentation"). No claim of suitability for use in applications regulated by FDA is made. The warranty provided herein is valid only when used by properly trained individuals. Unless otherwise stated in the Documentation, this warranty is limited to one year from date of shipment when the Product is subjected to normal, proper and intended usage. This warranty does not extend to anyone other than the Buyer. Any model or sample furnished to Buyer is merely illustrative of the general type and quality of goods and does not represent that any Product will conform to such model or sample. NO OTHER WARRANTIES, EXPRESS OR IMPLIED, ARE GRANTED INCLUDING WITHOUT LIMITATION, IMPLIED WARRANTIES OF MERCHANTABILITY, FITNESS FOR ANY PARTICULAR PURPOSE, OR NON-INFRINGEMENT. BUYER'S EXCLUSIVE REMEDY FOR NON-CONFORMING PRODUCTS DURING THE WARRANTY PERIOD IS LIMITED TO REPAIR, REPLACEMENT OF OR REFUND FOR THE NON-CONFORMING PRODUCT(S) AT SELLER'S SOLE OPTION. THERE IS NO OBLIGATION TO REPAIR, REPLACE OR REFUND FOR PRODUCTS AS THE RESULT OF (I) ACCIDENT, DISASTER OR EVENT OF FORCE MAJEURE, (II) MISUSE, FAULT OR NEGLIGENCE OF OR BY BUYER, (III) USE OF THE PRODUCTS IN A MANNER FOR WHICH THEY WERE NOT DESIGNED, OR (IV) IMPROPER STORAGE AND HANDLING OF THE PRODUCTS. Unless otherwise expressly stated on the Product or in the documentation accompanying the Product, the Product is intended for research only and is not to be used for any other purpose, including without limitation, unauthorized commercial uses, in vitro diagnostic uses, ex vivo or in vivo therapeutic uses, or any type of consumption by or application to human or animals.