

CD19 Monoclonal Antibody (SJ25C1), NovaFluor™ Yellow 590, eBioscience™

| Product Details | |
|-------------------------|-------------------------------------|
| Size | 100 Tests |
| Species Reactivity | Human |
| Host/Isotype | Mouse / IgG1, kappa |
| Class | Monoclonal |
| Type | Antibody |
| Clone | SJ25C1 |
| Conjugate | NovaFluor™ Yellow 590 |
| Excitation/Emission Max | 563/594 nm |
| Form | Liquid |
| Concentration | 5 µL/Test |
| Purification | Affinity chromatography |
| Storage buffer | PBS, pH 7.2 |
| Contains | 0.09% sodium azide |
| Storage conditions | 4° C, store in dark, DO NOT FREEZE! |

| Applications | Tested Dilution | Publications |
|-----------------------|--------------------|--------------|
| Flow Cytometry (Flow) | 5 µL (0.8 µg)/test | - |

Product Specific Information

Description: The SJ25C1 monoclonal antibody reacts with human CD19, a 95 kDa transmembrane glycoprotein. CD19 is expressed by B cells during all stages of development excluding the terminally differentiated plasma cells. Follicular dendritic cells also express this molecule. CD19, along with CD21, CD81, Leu13, and MHC class II, form a multimolecular complex that associates with the BCR. Signaling through CD19 induces tyrosine phosphorylation, calcium flux, and proliferation of B cells. The SJ25C1 antibody and the HIB19 monoclonal antibody recognize overlapping epitopes.

Each product contains 1 vial of NovaFluor conjugate and 1 vial of CellBlox Plus Blocking Buffer .

Applications Reported: This SJ25C1 antibody has been reported for use in flow cytometric analysis.

Applications Tested: This SJ25C1 antibody has been pre-titrated and tested by flow cytometric analysis of normal human peripheral blood cells. This can be used at 5 µL (0.8 µg) per test. A test is defined as the amount (µg) of antibody that will stain a cell sample in a final volume of 100 µL. Cell number should be determined empirically but can range from 10⁵ to 10⁸ cells /test. It is recommended that the antibody be carefully titrated for optimal performance in the assay of interest.

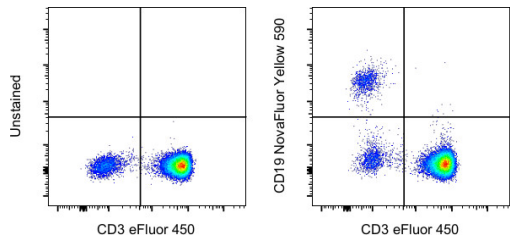
NovaFluor dyes are not compatible with DNA intercalating viability dyes. Do not use viability dyes such as propidium iodide, 7-actinomycin D (7-AAD) and DAPI. Invitrogen LIVE/DEAD Fixable Dead Cell stains are recommended for use with NovaFluor dyes.

This NovaFluor conjugate has been updated to ship with CellBlox Plus Blocking Buffer (Cat. No. (C001T06F01)). This buffer contains formulation improvements over CellBlox. CellBlox Plus Blocking Buffer is required for optimal staining with NovaFluor conjugates and should be used in all experiments where NovaFluor conjugates are used. Whenever possible, we recommend adding CellBlox Plus Blocking Buffer to antibody cocktails/master mixes prior to combining with cells. Add 5 µL per sample (regardless of the number of NovaFluors in your panel) to use the antibody cocktail as intended. For single-color controls, use 5 µL of CellBlox Blocking Buffer per 100 µL of cell sample containing 10³ to 10⁸ cells.

NovaFluor conjugates are based on Phiton™ technology utilizing novel nucleic acid dye structures that allow for engineered fluorescent signatures with consideration for spillover and spread impacts. Learn more

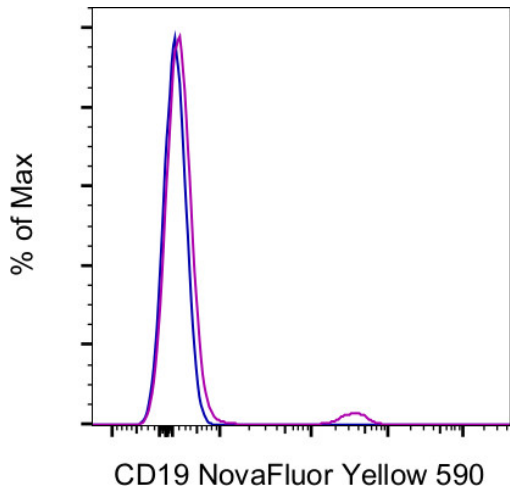
Excitation: 552 nm; Emission: 592 nm; Laser: 561 nm (Yellow) Laser

Product Images For CD19 Monoclonal Antibody (SJ25C1), NovaFluor™ Yellow 590, eBioscience™



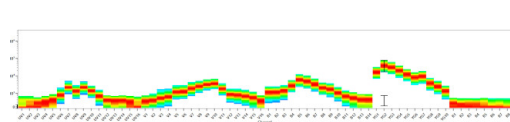
CD19 Antibody (H024T03Y02-A) in Flow

Normal human peripheral blood cells were unstained (left) or stained with CD19 Monoclonal Antibody, NovaFluor Yellow 590 (right). All cells were co-stained with CD3 Monoclonal Antibody, eFluor 450 (Product # 48-0037-42). Total viable cells in the lymphocyte gate were used for analysis, as determined by LIVE/DEAD Blue (Product # L34962). Data was acquired on a 5-laser Cytex Aurora.



CD19 Antibody (H024T03Y02-A) in Flow

Normal human peripheral blood cells were unstained (blue histogram) or stained with CD19 Monoclonal Antibody, NovaFluor Yellow 590 (purple histogram). Total viable cells in the lymphocyte gate were used for analysis, as determined by LIVE/DEAD Blue (Product # L34962). Data was acquired on a 5-laser Cytex Aurora.



CD19 Antibody (H024T03Y02-A) in Flow

Spectral signature for NovaFluor Yellow 590 collected on a 5-laser Cytex Aurora Full Spectrum flow cytometer using Cytex assay settings. Human peripheral blood mononuclear cells were stained with anti-human CD4 (SK3) and signatures displayed following gating on the lymphocyte population.

For Research Use Only. Not for use in diagnostic procedures. Not for resale without express authorization. Products are warranted to operate or perform substantially in conformance with published Product specifications in effect at the time of sale, as set forth in the Production documentation, specifications and/or accompanying package inserts ("Documentation"). No claim of suitability for use in applications regulated by FDA is made. The warranty provided herein is valid only when used by properly trained individuals. Unless otherwise stated in the Documentation, this warranty is limited to one year from date of shipment when the Product is subjected to normal, proper and intended usage. This warranty does not extend to anyone other than the Buyer. Any model or sample furnished to Buyer is merely illustrative of the general type and quality of goods and does not represent that any Product will conform to such model or sample. NO OTHER WARRANTIES, EXPRESS OR IMPLIED, ARE GRANTED INCLUDING WITHOUT LIMITATION, IMPLIED WARRANTIES OF MERCHANTABILITY, FITNESS FOR ANY PARTICULAR PURPOSE, OR NON INFRINGEMENT. BUYER'S EXCLUSIVE REMEDY FOR NON-CONFORMING PRODUCTS DURING THE WARRANTY PERIOD IS LIMITED TO REPAIR, REPLACEMENT OF OR REFUND FOR THE NON-CONFORMING PRODUCT(S) AT SELLER'S SOLE OPTION. THERE IS NO OBLIGATION TO REPAIR, REPLACE OR REFUND FOR PRODUCTS AS THE RESULT OF (I) ACCIDENT, DISASTER OR EVENT OF FORCE MAJEURE, (II) MISUSE, FAULT OR NEGLIGENCE OF OR BY BUYER, (III) USE OF THE PRODUCTS IN A MANNER FOR WHICH THEY WERE NOT DESIGNED, OR (IV) IMPROPER STORAGE AND HANDLING OF THE PRODUCTS. Unless otherwise expressly stated on the Product or in the documentation accompanying the Product, the Product is intended for research only and is not to be used for any other purpose, including without limitation, unauthorized commercial uses, in vitro diagnostic uses, ex vivo or in vivo therapeutic uses, or any type of consumption by or application to human or animals.