

hnRNP K Monoclonal Antibody (F45 P9 C7)

Product Details	
Size	100 µg
Species Reactivity	Chicken, Human, Mouse, Rabbit, Rat
Host/Isotope	Mouse / IgG1
Class	Monoclonal
Type	Antibody
Clone	F45 P9 C7
Conjugate	Unconjugated
Immunogen	Synthetic peptide, conjugated to Ovalbumin, corresponding to residues S(453) V K Q Y S G K F F(463) of the hnRNP-K protein.
Form	Liquid
Concentration	1 mg/mL
Purification	Protein G
Storage buffer	PBS with 1mg/mL BSA
Contains	0.05% sodium azide
Storage Conditions	-20° C, Avoid Freeze/Thaw Cycles
RRID	AB_2120378

Applications	Tested	Dilution	Published
Immunocytochemistry (ICC)	✓	5 µg/mL	
Immunofluorescence (IF)	✓	5 µg/mL	
Immunohistochemistry (IHC)	✓	5 µg/mL	
Immunoprecipitation (IP)	✓	Assay-Dependent	
Western Blot (WB)	✓	2 µg/mL	

Product Specific Information

MA1-087 detects the hnRNP-K in human, rat, chicken, rabbit, and mouse cells.

By Western blot, this antibody detects a ~51 kDa protein.

The MA1-087 immunogen is a synthetic peptide, conjugated to Ovalbumin, corresponding to residues S(453) V K Q Y S G K F F (463) of the hnRNP-K protein.




Fig.1

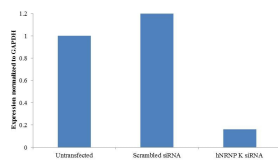
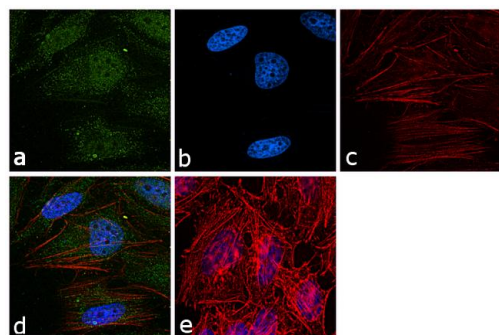


Fig.2

hnRNP K Antibody (MA1-087)

Antibody specificity was demonstrated by siRNA mediated knockdown of target protein. HeLa cells were transfected with hnRNP K siRNA and loss of signal was observed in Western Blot using Anti-hnRNP K Monoclonal Antibody (Product # MA1-087). KnockDown validation info.

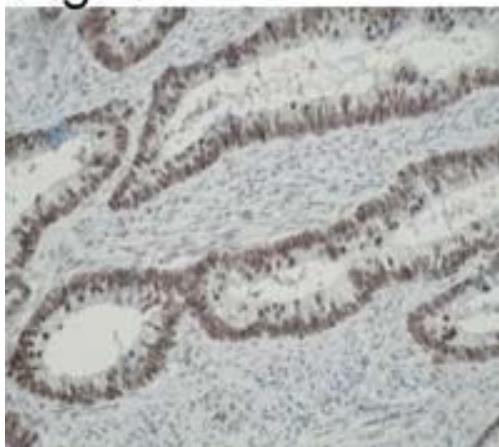
Product Images For hnRNP K Monoclonal Antibody (F45 P9 C7)



hnRNP K Antibody (MA1-087) in IF

Immunofluorescence analysis of hnRNP K was performed using 70% confluent log phase HeLa cells. The cells were fixed with 4% paraformaldehyde for 10 minutes, permeabilized with 0.1% Triton™ X-100 for 10 minutes, and blocked with 1% BSA for 1 hour at room temperature. The cells were labeled with hnRNP K (F45 P9 C7) Mouse Monoclonal Antibody (Product # MA1-087) at 5µg/mL in 0.1% BSA and incubated for 3 hours at room temperature and then labeled with Goat anti-Mouse IgG (H+L) Superclonal™ Secondary Antibody, Alexa Fluor® 488 conjugate (Product # A28175) a dilution of 1:2000 for 45 minutes at room temperature (Panel a: green). Nuclei (Panel b: blue) were stained with SlowFade® Gold Antifade Mountant with DAPI (Product # S36938). F-actin (Panel c: red) was stained with Rhodamine Phalloidin (Product # R415, 1:300). Panel d represents the merged image showing nuclear and cytoplasmic localization. Panel e shows the no primary antibody control. The images were captured at 60X magnification.

Fig. 1



hnRNP K Antibody (MA1-087) in IHC

Immunohistochemistry of hnRNP-K expression in colon carcinoma using Product # MA1-087.

View more figures on thermofisher.com

For Research Use Only. Not for use in diagnostic procedures. Not for resale without express authorization. Products are warranted to operate or perform substantially in conformance with published Product specifications in effect at the time of sale, as set forth in the Production documentation, specifications and/or accompanying package inserts ("Documentation"). No claim of suitability for use in applications regulated by FDA is made. The warranty provided herein is valid only when used by properly trained individuals. Unless otherwise stated in the Documentation, this warranty is limited to one year from date of shipment when the Product is subjected to normal, proper and intended usage. This warranty does not extend to anyone other than the Buyer. Any model or sample furnished to Buyer is merely illustrative of the general type and quality of goods and does not represent that any Product will conform to such model or sample. NO OTHER WARRANTIES, EXPRESS OR IMPLIED, ARE GRANTED INCLUDING WITHOUT LIMITATION, IMPLIED WARRANTIES OF MERCHANTABILITY, FITNESS FOR ANY PARTICULAR PURPOSE, OR NON INFRINGEMENT. BUYER'S EXCLUSIVE REMEDY FOR NON-CONFORMING PRODUCTS DURING THE WARRANTY PERIOD IS LIMITED TO REPAIR, REPLACEMENT OF OR REFUND FOR THE NON-CONFORMING PRODUCT(S) AT SELLER'S SOLE OPTION. THERE IS NO OBLIGATION TO REPAIR, REPLACE OR REFUND FOR PRODUCTS AS THE RESULT OF (I) ACCIDENT, DISASTER OR EVENT OF FORCE MAJEURE, (II) MISUSE, FAULT OR NEGLIGENCE OF OR BY BUYER, (III) USE OF THE PRODUCTS IN A MANNER FOR WHICH THEY WERE NOT DESIGNED, OR (IV) IMPROPER STORAGE AND HANDLING OF THE PRODUCTS. Unless otherwise expressly stated on the Product or in the documentation accompanying the Product, the Product is intended for research only and is not to be used for any other purpose, including without limitation, unauthorized commercial uses, in vitro diagnostic uses, ex vivo or in vivo therapeutic uses, or any type of consumption by or application to human or animals.