

p53 Monoclonal Antibody (X77)

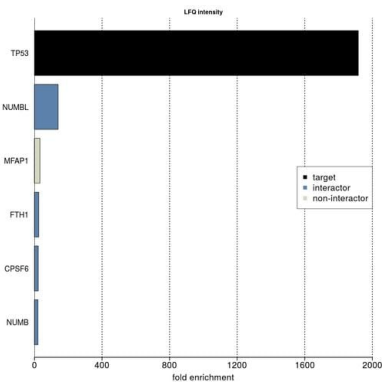
Product Details	
Size	100 µg
Species Reactivity	Human, Mouse, Xenopus
Published Species	Xenopus
Host/Isotope	Mouse / IgG1
Class	Monoclonal
Type	Antibody
Clone	X77
Conjugate	Unconjugated
Immunogen	Full-length recombinant Xenopus p53
Form	Liquid
Concentration	1 mg/mL
Purification	Protein A/G
Storage buffer	PBS
Contains	0.08% sodium azide
Storage Conditions	-20° C, Avoid Freeze/Thaw Cycles
RRID	AB_1077421

Applications	Tested	Dilution	Published
Western Blot (WB)	✓	1-10 µg/mL	1 Publication
ELISA (ELISA)	✓	Assay Dependent	
Immunoprecipitation (IP)	✓	Assay Dependent	

Product Specific Information

A suggested positive control for this product is HCT116 cell lysate.

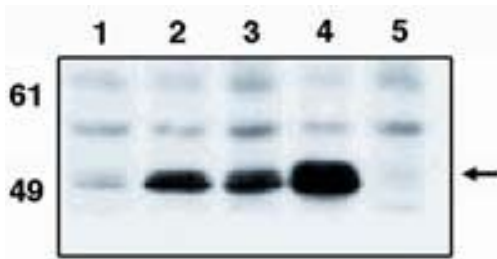
Advanced Verification Data



p53 Antibody (MA1-12549)

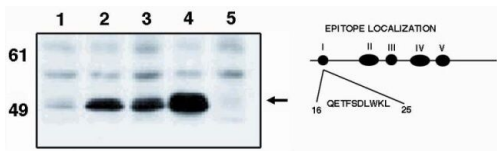
IP-MS enrichment of TP53 (LFQ intensity): TP53 was enriched 1917-fold from BT549 lysate compared to background proteins, using the optimized IP-MS workflow with Pierce MS-Compatible Magnetic IP Kit protein A/G (Product # 90409) and TP53 antibody (Product # MA1-12549). STRING database was used to identify the protein interactor list. See more information on IP-MS verification of antibody selectivity. IP-MS validation info.

Product Images For p53 Monoclonal Antibody (X77)



p53 Antibody (MA1-12549) in WB

Western blot analysis of p53 using a monoclonal antibody (Product # MA1-12549).



p53 Antibody (MA1-12549) in WB

Western blot analysis of p53 using a monoclonal antibody (Product # MA1-12549).

[View more figures on thermofisher.com](https://www.thermofisher.com)

1 Reference

Western Blot (1)

PLoS genetics

The ribosome biogenesis factor Nol11 is required for optimal rDNA transcription and craniofacial development in *Xenopus*.

"MA1-12549 was used in western blot to determine the role of NOL11 in vertebrate ribosome biogenesis and craniofacial development"

Authors: Griffin JN, Sondalle SB, Del Viso F, Baserga SJ, Khokha MK

Species
Xenopus

Dilution
Not Cited

Year
2015

For Research Use Only. Not for use in diagnostic procedures. Not for resale without express authorization. Products are warranted to operate or perform substantially in conformance with published Product specifications in effect at the time of sale, as set forth in the Production documentation, specifications and/or accompanying package inserts ("Documentation"). No claim of suitability for use in applications regulated by FDA is made. The warranty provided herein is valid only when used by properly trained individuals. Unless otherwise stated in the Documentation, this warranty is limited to one year from date of shipment when the Product is subjected to normal, proper and intended usage. This warranty does not extend to anyone other than the Buyer. Any model or sample furnished to Buyer is merely illustrative of the general type and quality of goods and does not represent that any Product will conform to such model or sample. NO OTHER WARRANTIES, EXPRESS OR IMPLIED, ARE GRANTED INCLUDING WITHOUT LIMITATION, IMPLIED WARRANTIES OF MERCHANTABILITY, FITNESS FOR ANY PARTICULAR PURPOSE, OR NON INFRINGEMENT. BUYER'S EXCLUSIVE REMEDY FOR NON-CONFORMING PRODUCTS DURING THE WARRANTY PERIOD IS LIMITED TO REPAIR, REPLACEMENT OF OR REFUND FOR THE NON-CONFORMING PRODUCT(S) AT SELLER'S SOLE OPTION. THERE IS NO OBLIGATION TO REPAIR, REPLACE OR REFUND FOR PRODUCTS AS THE RESULT OF (I) ACCIDENT, DISASTER OR EVENT OF FORCE MAJEURE, (II) MISUSE, FAULT OR NEGLIGENCE OF OR BY BUYER, (III) USE OF THE PRODUCTS IN A MANNER FOR WHICH THEY WERE NOT DESIGNED, OR (IV) IMPROPER STORAGE AND HANDLING OF THE PRODUCTS. Unless otherwise expressly stated on the Product or in the documentation accompanying the Product, the Product is intended for research only and is not to be used for any other purpose, including without limitation, unauthorized commercial uses, in vitro diagnostic uses, ex vivo or in vivo therapeutic uses, or any type of consumption by or application to human or animals.