

Survivin Monoclonal Antibody (60.11)

| Product Details | |
|--------------------|---|
| Size | 100 µL |
| Species Reactivity | Human, Mouse, Rat |
| Host/Isotope | Mouse / IgG2a, kappa |
| Class | Monoclonal |
| Type | Antibody |
| Clone | 60.11 |
| Conjugate | Unconjugated |
| Immunogen | Recombinant human survivin, full-length |
| Form | Liquid |
| Concentration | Conc. Not Determined |
| Storage buffer | ascites diluted in PBS |
| Contains | 0.05% sodium azide |
| Storage Conditions | -20° C, Avoid Freeze/Thaw Cycles |
| RRID | AB_568746 |


| Applications | Tested Dilution | Publications |
|---|-----------------|--------------|
| Flow Cytometry (Flow) | 1:200 | - |
| Immunocytochemistry (ICC) | 1:100 | - |
| Immunofluorescence (IF) | 1:100 | - |
| Immunohistochemistry (Frozen) (IHC (F)) | Assay-Dependent | - |
| Immunohistochemistry (Paraffin) (IHC (P)) | Assay-Dependent | - |
| Western Blot (WB) | 1:1,000 | - |

Product Specific Information

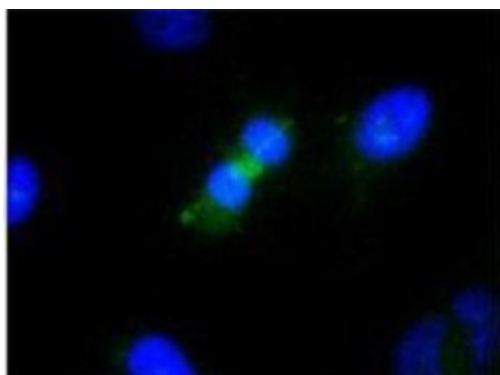
Suggested positive control: Hela whole cell extract, antigen standard for BIRC5 (transient overexpression lysate).

Survivin Antibody (MA1-16838)

Altered expression of proteins upon cell treatment demonstrates antibody specificity. Western blot using Survivin Monoclonal Antibody (60.11) (Product #MA1-16838), shows decreased expression of proteins in SK-BR-3 upon LY294002 treatment. Cell treatment validation info.



Product Images For Survivin Monoclonal Antibody (60.11)




Survivin Antibody (MA1-16838) in ICC

HeLa cells stained MA1-16838 (Green) detected with DyLight Fluor 488 conjugated anti-mouse IgG secondary antibody. Nuclei are counterstained with Hoechst 33258 (Blue).

Survivin Antibody (MA1-16838) in WB

Western blot was performed using Anti-Survivin Monoclonal Antibody (60.11) (Product # MA1-16838) and a 17 kDa band corresponding to Survivin was observed across cell lines tested and decreased upon LY294002 treatment in SK-BR-3. Whole cell extracts (30 μg lysate) of HeLa (Lane 1), U-2 OS (Lane 2), A549 (Lane 3), K-562 (Lane 4), A-431 (Lane 5), SK-BR-3 (Lane 6) and SK-BR-3 treated with LY294002 (10 μM for 24 hours) (Lane 7) were electrophoresed using NuPAGE™ 12% Bis-Tris Protein Gel (Product # NP0342BOX). Resolved proteins were then transferred onto a Nitrocellulose membrane (Product # IB23001) by iBlot® 2 Dry Blotting System (Product # IB21001). The blot was probed with the primary antibody (1:1000 dilution) and detected by chemiluminescence with Goat anti-Mouse IgG (H+L) Superclonal™ Recombinant Secondary Antibody, HRP (Product # A28177, 1:4000 dilution) using the iBright FL 1000 (Product # A32752). Chemiluminescent detection was performed using Novex® ECL Chemiluminescent Substrate Reagent Kit (Product # WP20005).



View more figures on thermofisher.com

For Research Use Only. Not for use in diagnostic procedures. Not for resale without express authorization. Products are warranted to operate or perform substantially in conformance with published Product specifications in effect at the time of sale, as set forth in the Production documentation, specifications and/or accompanying package inserts ("Documentation"). No claim of suitability for use in applications regulated by FDA is made. The warranty provided herein is valid only when used by properly trained individuals. Unless otherwise stated in the Documentation, this warranty is limited to one year from date of shipment when the Product is subjected to normal, proper and intended usage. This warranty does not extend to anyone other than the Buyer. Any model or sample furnished to Buyer is merely illustrative of the general type and quality of goods and does not represent that any Product will conform to such model or sample. NO OTHER WARRANTIES, EXPRESS OR IMPLIED, ARE GRANTED INCLUDING WITHOUT LIMITATION, IMPLIED WARRANTIES OF MERCHANTABILITY, FITNESS FOR ANY PARTICULAR PURPOSE, OR NON INFRINGEMENT. BUYER'S EXCLUSIVE REMEDY FOR NON-CONFORMING PRODUCTS DURING THE WARRANTY PERIOD IS LIMITED TO REPAIR, REPLACEMENT OF OR REFUND FOR THE NON-CONFORMING PRODUCT(S) AT SELLER'S SOLE OPTION. THERE IS NO OBLIGATION TO REPAIR, REPLACE OR REFUND FOR PRODUCTS AS THE RESULT OF (I) ACCIDENT, DISASTER OR EVENT OF FORCE MAJEURE, (II) MISUSE, FAULT OR NEGLIGENCE OF OR BY BUYER, (III) USE OF THE PRODUCTS IN A MANNER FOR WHICH THEY WERE NOT DESIGNED, OR (IV) IMPROPER STORAGE AND HANDLING OF THE PRODUCTS. Unless otherwise expressly stated on the Product or in the documentation accompanying the Product, the Product is intended for research only and is not to be used for any other purpose, including without limitation, unauthorized commercial uses, in vitro diagnostic uses, ex vivo or in vivo therapeutic uses, or any type of consumption by or application to human or animals.