

RAD51 Monoclonal Antibody (14B4)

Product Details	
Size	100 µl
Species Reactivity	Chicken, Human, Mouse
Published Species	Human
Host/Isotope	Mouse / IgG2b
Class	Monoclonal
Type	Antibody
Clone	14B4
Conjugate	Unconjugated
Immunogen	Full length Rad51 protein (amino acids 1-338) expressed in E. coli.
Form	Liquid
Concentration	1.7 mg/mL
Purification	Affinity chromatography
Storage buffer	PBS, pH 7.4
Contains	no preservative
Storage Conditions	Store at 4°C short term. For long term storage, store at -20°C, avoiding freeze/thaw cycles.
RRID	AB_560832

Applications	Tested	Dilution	Published
Immunocytochemistry (ICC)	✓	1:300	1 Publication
Immunofluorescence (IF)	✓	1:300	1 Publication
Immunohistochemistry (Paraffin) (IHC (P))	✓	1:100-1:150	
Immunoprecipitation (IP)	✓	Assay dependent	
Western Blot (WB)	✓	1:500-1:2000	

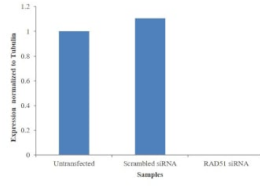

Product Specific Information

MA1-23271 detects Rad51 in human and chicken samples.

MA1-23271 has been successfully used in immunofluorescence, immunoprecipitation, IHC-P, and Western blot procedures. A suggested positive control for this product is T24.

The MA1-23271 immunogen is full length Rad51 protein (amino acids 1-338) expressed in E. coli.

Advanced Verification Data

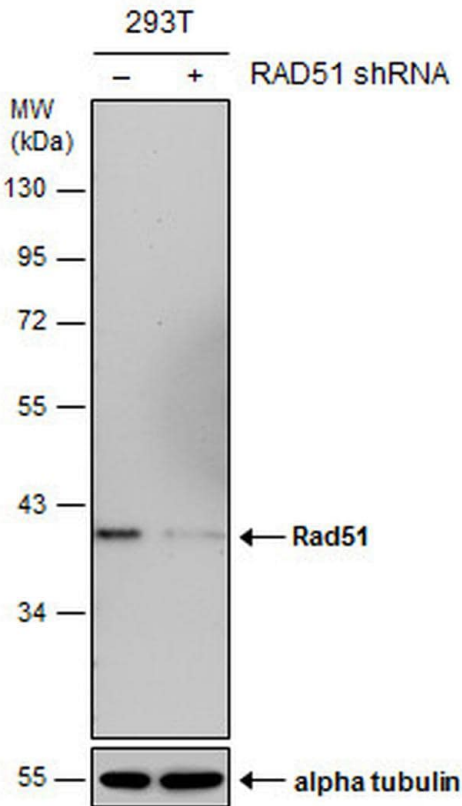


RAD51 Antibody (MA1-23271)

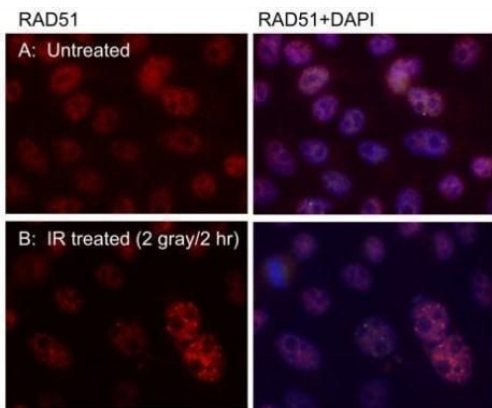
Antibody specificity was demonstrated by siRNA mediated knockdown of target protein. HeLa cells were transfected with RAD51 siRNA and reduction of signal was observed in Western Blot using RAD51 Monoclonal Antibody (14B4) (Product # MA1-23271). KnockDown validation info.

RAD51 Antibody (MA1-23271)

Antibody specificity was demonstrated by siRNA mediated knockdown of the target protein. 293T cells were transfected with RAD51 siRNA and decrease in signal intensity was observed in western blot application using RAD51 Antibody (Product # MA1-23271). KnockDown validation info.



Product Images For RAD51 Monoclonal Antibody (14B4)



RAD51 Antibody (MA1-23271) in IF

Immunofluorescent analysis of RAD51 in nuclear foci of U2OS cells using a RAD51 monoclonal antibody (Product # MA1-23271) at a dilution of 1:1000. Cells were pre-extracted with CSK buffer and fixed with 4% PFA. DAPI was used to counterstain the nucleus. Scale bar, 10 μ m.

[View more figures on thermofisher.com](#)

2 References

Immunocytochemistry (1)

Genes and development

A localized nucleolar DNA damage response facilitates recruitment of the homology-directed repair machinery independent of cell cycle stage.

"MA1-23271 was used in immunocytochemistry to study the response to double-stranded breaks at the nucleolar organizer regions."

Authors: van Sluis M,McStay B

Species
Human

Dilution
Not Cited

Year
2015

Immunofluorescence (1)

Genes and development

A localized nucleolar DNA damage response facilitates recruitment of the homology-directed repair machinery independent of cell cycle stage.

"MA1-23271 was used in immunocytochemistry to study the response to double-stranded breaks at the nucleolar organizer regions."

Authors: van Sluis M,McStay B

Species
Human

Dilution
Not Cited

Year
2015

For Research Use Only. Not for use in diagnostic procedures. Not for resale without express authorization. Products are warranted to operate or perform substantially in conformance with published Product specifications in effect at the time of sale, as set forth in the Production documentation, specifications and/or accompanying package inserts ("Documentation"). No claim of suitability for use in applications regulated by FDA is made. The warranty provided herein is valid only when used by properly trained individuals. Unless otherwise stated in the Documentation, this warranty is limited to one year from date of shipment when the Product is subjected to normal, proper and intended usage. This warranty does not extend to anyone other than the Buyer. Any model or sample furnished to Buyer is merely illustrative of the general type and quality of goods and does not represent that any Product will conform to such model or sample. NO OTHER WARRANTIES, EXPRESS OR IMPLIED, ARE GRANTED INCLUDING WITHOUT LIMITATION, IMPLIED WARRANTIES OF MERCHANTABILITY, FITNESS FOR ANY PARTICULAR PURPOSE, OR NON INFRINGEMENT. BUYER'S EXCLUSIVE REMEDY FOR NON-CONFORMING PRODUCTS DURING THE WARRANTY PERIOD IS LIMITED TO REPAIR, REPLACEMENT OF OR REFUND FOR THE NON-CONFORMING PRODUCT(S) AT SELLER'S SOLE OPTION. THERE IS NO OBLIGATION TO REPAIR, REPLACE OR REFUND FOR PRODUCTS AS THE RESULT OF (I) ACCIDENT, DISASTER OR EVENT OF FORCE MAJEURE, (II) MISUSE, FAULT OR NEGLIGENCE OF OR BY BUYER, (III) USE OF THE PRODUCTS IN A MANNER FOR WHICH THEY WERE NOT DESIGNED, OR (IV) IMPROPER STORAGE AND HANDLING OF THE PRODUCTS. Unless otherwise expressly stated on the Product or in the documentation accompanying the Product, the Product is intended for research only and is not to be used for any other purpose, including without limitation, unauthorized commercial uses, in vitro diagnostic uses, ex vivo or in vivo therapeutic uses, or any type of consumption by or application to human or animals.