

IRF4 Monoclonal Antibody (MUM1p)

Product Details	
Size	500 µL
Species Reactivity	Human
Published Species	Human
Host/Isotype	Mouse / IgG1
Class	Monoclonal
Type	Antibody
Clone	MUM1p
Conjugate	Unconjugated
Immunogen	Recombinant MUM1 protein.
Form	Liquid
Concentration	Conc. Not Determined
Storage buffer	tissue culture supernatant
Contains	0.09% sodium azide
Storage conditions	4° C, do not freeze
RRID	AB_794981

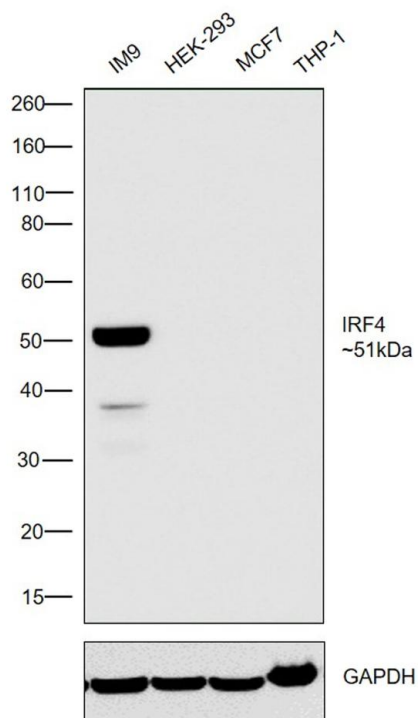
Applications	Tested Dilution	Publications
Western Blot (WB)	1:500	-
Immunohistochemistry (IHC)	-	2 Publications
Immunohistochemistry (Paraffin) (IHC (P))	1:10-1:25	-

Product Specific Information
 Recommended positive controls: Tonsil.

Product Images For IRF4 Monoclonal Antibody (MUM1p)

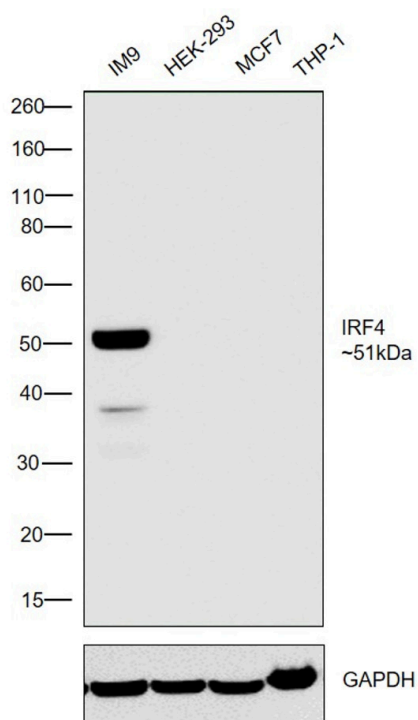
IRF4 Antibody (MA1-25525) in WB

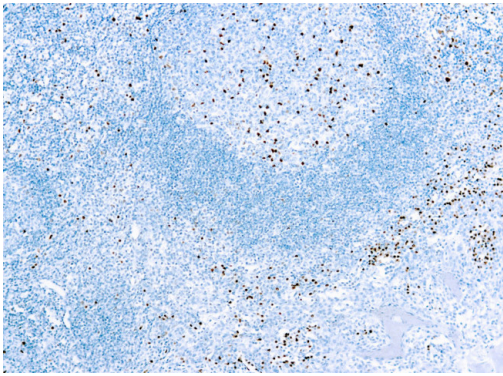
Western blot was performed using Anti-IRF4 Monoclonal Antibody (MUM1p) (Product # MA1-25525) and a 51kDa band corresponding to IRF4 was observed in IM9 and not in HEK-293, MCF7 and THP-1 which are reported to be negative. Whole cell extracts (30 µg lysate) of IM9 (Lane 1), HEK-293 (Lane 2), MCF7 (Lane 3) and THP-1 (Lane 4) were electrophoresed using Novex® NuPAGE® 4-12 % Bis-Tris gel (Product # NP0322BOX). Resolved proteins were then transferred onto a nitrocellulose membrane (Product # IB23001) by iBlot® 2 Dry Blotting System (Product # IB21001). The blot was probed with the primary antibody (1:500 dilution) and detected by chemiluminescence with Goat anti-Mouse IgG (H+L), Superclonal™ Recombinant Secondary Antibody, HRP (Product # A28177, 1:4000 dilution) using the iBright FL 1000 (Product # A32752). Chemiluminescent detection was performed using Novex® ECL Chemiluminescent Substrate Reagent Kit (Product # WP20005).



IRF4 Antibody (MA1-25525)

Antibody specificity was demonstrated by detection of differential basal expression of the target across cell lines tested owing to their inherent genetic constitution. Relative expression of IRF4 was observed in IM9 in comparison to HEK-293, MCF7 and THP-1 using Anti-IRF4 Monoclonal antibody (MUM1p) (Product # MA1-25525) in Western Blot. {RE}





IRF4 Antibody (MA1-25525) in IHC (P)
Immunohistochemical (Paraffin) analysis of human tonsil tissue using (Product # MA1-25525) IRF4/MUM1 antibody [MUM1p].

2 References

Immunohistochemistry (2)

<p>Cancer biology & medicine</p> <p>Significance of stromal-1 and stromal-2 signatures and biologic prognostic model in diffuse large B-cell lymphoma.</p> <p>"MA1-25525 was used in Immunohistochemistry to assess the significance of stromal-1 signature using SPARC-1 and stromal-2 signature."</p> <p>Authors: Abdou AG,Asaad N,Kandil M,Shabaan M,Shams A</p>	<p>Year 2017</p> <p>Species Human</p> <p>Dilution 1:100</p>
<p>Diagnostic pathology</p> <p>Composite lymphoma in the anterior mediastinum: a case report and review of the literature.</p> <p>"MA1-25525 was used in immunohistochemistry to present a case report of an unusual composite lymphoma in the mediastinum"</p> <p>Authors: Yu G,Kong L,Qu G,Zhang Q,Wang W,Jiang L</p>	<p>Year 2011</p> <p>Species Human</p> <p>Dilution 1:100</p>

For Research Use Only. Not for use in diagnostic procedures. Not for resale without express authorization. Products are warranted to operate or perform substantially in conformance with published Product specifications in effect at the time of sale, as set forth in the Production documentation, specifications and/or accompanying package inserts ("Documentation"). No claim of suitability for use in applications regulated by FDA is made. The warranty provided herein is valid only when used by properly trained individuals. Unless otherwise stated in the Documentation, this warranty is limited to one year from date of shipment when the Product is subjected to normal, proper and intended usage. This warranty does not extend to anyone other than the Buyer. Any model or sample furnished to Buyer is merely illustrative of the general type and quality of goods and does not represent that any Product will conform to such model or sample. NO OTHER WARRANTIES, EXPRESS OR IMPLIED, ARE GRANTED INCLUDING WITHOUT LIMITATION, IMPLIED WARRANTIES OF MERCHANTABILITY, FITNESS FOR ANY PARTICULAR PURPOSE, OR NON INFRINGEMENT. BUYER'S EXCLUSIVE REMEDY FOR NON-CONFORMING PRODUCTS DURING THE WARRANTY PERIOD IS LIMITED TO REPAIR, REPLACEMENT OF OR REFUND FOR THE NON-CONFORMING PRODUCT(S) AT SELLER'S SOLE OPTION. THERE IS NO OBLIGATION TO REPAIR, REPLACE OR REFUND FOR PRODUCTS AS THE RESULT OF (I) ACCIDENT, DISASTER OR EVENT OF FORCE MAJEURE, (II) MISUSE, FAULT OR NEGLIGENCE OF OR BY BUYER, (III) USE OF THE PRODUCTS IN A MANNER FOR WHICH THEY WERE NOT DESIGNED, OR (IV) IMPROPER STORAGE AND HANDLING OF THE PRODUCTS. Unless otherwise expressly stated on the Product or in the documentation accompanying the Product, the Product is intended for research only and is not to be used for any other purpose, including without limitation, unauthorized commercial uses, in vitro diagnostic uses, ex vivo or in vivo therapeutic uses, or any type of consumption by or application to human or animals.