

# Transferrin Receptor Monoclonal Antibody (MRC OX-26)

## Product Details

Size	500 µg
Species Reactivity	Mouse, Rat
Host/Isotype	Mouse / IgG2a
Class	Monoclonal
Type	Antibody
Clone	MRC OX-26
Conjugate	Unconjugated
Immunogen	PHA activated rat lymphocytes
Form	Liquid
Concentration	1 mg/mL
Purification	IgG fraction
Storage buffer	PBS
Contains	no preservative
Storage conditions	Store at 4°C short term. For long term storage, store at -20°C, avoiding freeze/thaw cycles.
RRID	AB_2201365

Applications	Tested Dilution	Publications
Western Blot (WB)	1 µg/mL	-
Flow Cytometry (Flow)	10 µL for 10 <sup>6</sup> cells in 100 µL	-


## Product Specific Information

MA1-90784 detects CD71 from rat samples.

## Advanced Verification Data

### Transferrin Receptor Antibody (MA1-90784)


Antibody specificity was demonstrated by siRNA mediated knockdown of target protein. HeLa cells were transfected with Transferrin Receptor siRNA and decrease in signal intensity was observed in Western Blot application using Anti-Transferrin Receptor Monoclonal Antibody (MRC OX-26) (Product # MA1-90784). Knockdown validation info.



## Product Images For Transferrin Receptor Monoclonal Antibody (MRC OX-26)

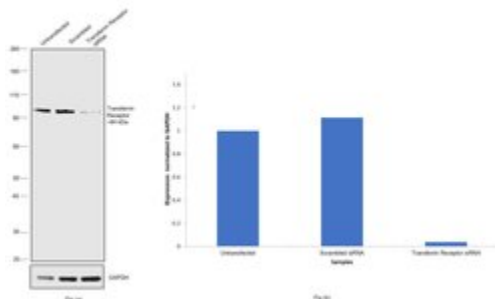
### Transferrin Receptor Antibody (MA1-90784) in WB

Western blot was performed using Anti-Transferrin Receptor Monoclonal Antibody (MRC OX-26)(Product # MA1-90784) and a 84kDa band corresponding to Transferrin Receptor was observed across cell line tested. Whole cell extracts (30 µg lysate) of HeLa (Lane 1), Hep G2 (Lane 2), U-87 MG (Lane 3) and MCF-7 (Lane 4) were electrophoresed using NuPAGE™ 4-12% Bis-Tris Protein Gel (Product # NP0321BOX). Resolved proteins were then transferred onto a Nitrocellulose membrane (Product # IB23001) by iBlot® 2 Dry Blotting System (Product # IB21001). The blot was probed with the primary antibody (1 µg/mL) and detected by chemiluminescence with Goat anti-Mouse IgG (H+L) Superclonal™ Recombinant Secondary Antibody, HRP (Product # A28177, 1:4000 dilution) using the iBright FL 1000 (Product # A32752). Chemiluminescent detection was performed using Novex® ECL Chemiluminescent Substrate Reagent Kit (Product # WP20005).



### Transferrin Receptor Antibody (MA1-90784) in WB

Knockdown of Transferrin Receptor was achieved by transfecting HeLa with Transferrin Receptor specific siRNAs (Silencer® select Product # S725, S726). Western blot analysis (Fig. a) was performed using Whole cell extracts from the Transferrin Receptor knockdown cells (lane 3), non-targeting scrambled siRNA transfected cells (lane 2) and untransfected cells (lane 1). The blot was probed with Transferrin Receptor Monoclonal Antibody (MRC OX-26) (Product # MA1-90784, 0.5 µg/ml ) and Goat anti-Mouse IgG (H+L) Superclonal™ Recombinant Secondary Antibody, HRP (Product # A28177, 1:4000 dilution). Densitometric analysis of this western blot is shown in histogram (Fig. b). Decrease in signal upon siRNA mediated knock down confirms that antibody is specific to Transferrin Receptor.



[View more figures on thermofisher.com](http://thermofisher.com)

For Research Use Only. Not for use in diagnostic procedures. Not for resale without express authorization. Products are warranted to operate or perform substantially in conformance with published Product specifications in effect at the time of sale, as set forth in the Production documentation, specifications and/or accompanying package inserts ("Documentation"). No claim of suitability for use in applications regulated by FDA is made. The warranty provided herein is valid only when used by properly trained individuals. Unless otherwise stated in the Documentation, this warranty is limited to one year from date of shipment when the Product is subjected to normal, proper and intended usage. This warranty does not extend to anyone other than the Buyer. Any model or sample furnished to Buyer is merely illustrative of the general type and quality of goods and does not represent that any Product will conform to such model or sample. NO OTHER WARRANTIES, EXPRESS OR IMPLIED, ARE GRANTED INCLUDING WITHOUT LIMITATION, IMPLIED WARRANTIES OF MERCHANTABILITY, FITNESS FOR ANY PARTICULAR PURPOSE, OR NON-INFRINGEMENT. BUYER'S EXCLUSIVE REMEDY FOR NON-CONFORMING PRODUCTS DURING THE WARRANTY PERIOD IS LIMITED TO REPAIR, REPLACEMENT OF OR REFUND FOR THE NON-CONFORMING PRODUCT(S) AT SELLER'S SOLE OPTION. THERE IS NO OBLIGATION TO REPAIR, REPLACE OR REFUND FOR PRODUCTS AS THE RESULT OF (I) ACCIDENT, DISASTER OR EVENT OF FORCE MAJEURE, (II) MISUSE, FAULT OR NEGLIGENCE OF OR BY BUYER, (III) USE OF THE PRODUCTS IN A MANNER FOR WHICH THEY WERE NOT DESIGNED, OR (IV) IMPROPER STORAGE AND HANDLING OF THE PRODUCTS. Unless otherwise expressly stated on the Product or in the documentation accompanying the Product, the Product is intended for research only and is not to be used for any other purpose, including without limitation, unauthorized commercial uses, in vitro diagnostic uses, ex vivo or in vivo therapeutic uses, or any type of consumption by or application to human or animals.