

# PDGFRB Monoclonal Antibody (R.140.4)

Product Details	
Size	100 µL
Species Reactivity	Human, Mouse, Rat
Host/Isotope	Rabbit / IgG
Class	Monoclonal
Type	Antibody
Clone	R.140.4
Conjugate	Unconjugated
Immunogen	GST fusion protein containing a carboxyl-terminal fragment of human PDGF receptor β
Form	Liquid
Purification	Affinity chromatography
Storage buffer	0.01M HEPES, pH 7.5, with 0.15M NaCl, 100µg/mL BSA, 50% glycerol
Contains	<0.02% sodium azide
Storage Conditions	-20°C
RRID	AB_10981698

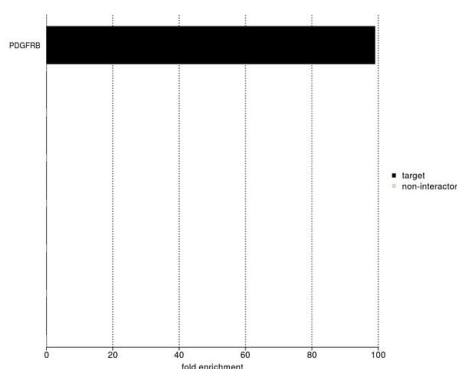
Applications	Tested	Dilution	Published
Flow Cytometry (Flow)	✓	1:200	
Immunohistochemistry (Paraffin) (IHC (P))	✓	1:200	
Western Blot (WB)	✓	1:1000	

## Product Specific Information

It is not recommended to aliquot this antibody.

This antibody is not cross-reactive with other PDGF receptor family members.

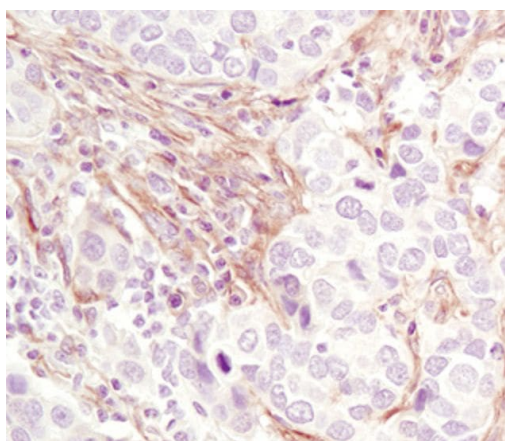
## Advanced Verification Data



### PDGFRB Antibody (MA5-14851)

IP-MS enrichment of PDGFRB (LFQ intensity): PDGFRB was enriched 99-fold from NIH/3T3 lysate compared to background proteins, using the optimized IP-MS workflow with Pierce MS-Compatible Magnetic IP Kit protein A/G (Product # 90409) and PDGFRB antibody (Product # MA5-14851). The STRING database ([www.string-db.org](http://www.string-db.org)) was used to identify the protein interactor list. See more information on IP-MS verification of antibody selectivity. IP-MS validation info.

## Product Images For PDGFRB Monoclonal Antibody (R.140.4)

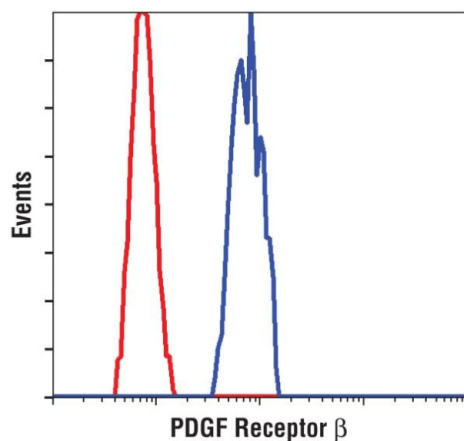


### PDGFRB Antibody (MA5-14851) in IHC

Immunohistochemical analysis of PDGF Receptor beta in paraffin-embedded human lung carcinoma using a PDGF Receptor beta monoclonal antibody (Product # MA5-14851).

### PDGFRB Antibody (MA5-14851) in Flow

Flow cytometric analysis of PDGF Receptor beta in NIH/3T3 cells using a PDGF Receptor beta monoclonal antibody (Product # MA5-14851) (blue) compared to a nonspecific negative control antibody (red).



For Research Use Only. Not for use in diagnostic procedures. Not for resale without express authorization. Products are warranted to operate or perform substantially in conformance with published Product specifications in effect at the time of sale, as set forth in the Production documentation, specifications and/or accompanying package inserts ("Documentation"). No claim of suitability for use in applications regulated by FDA is made. The warranty provided herein is valid only when used by properly trained individuals. Unless otherwise stated in the Documentation, this warranty is limited to one year from date of shipment when the Product is subjected to normal, proper and intended usage. This warranty does not extend to anyone other than the Buyer. Any model or sample furnished to Buyer is merely illustrative of the general type and quality of goods and does not represent that any Product will conform to such model or sample. NO OTHER WARRANTIES, EXPRESS OR IMPLIED, ARE GRANTED INCLUDING WITHOUT LIMITATION, IMPLIED WARRANTIES OF MERCHANTABILITY, FITNESS FOR ANY PARTICULAR PURPOSE, OR NON INFRINGEMENT. BUYER'S EXCLUSIVE REMEDY FOR NON-CONFORMING PRODUCTS DURING THE WARRANTY PERIOD IS LIMITED TO REPAIR, REPLACEMENT OF OR REFUND FOR THE NON-CONFORMING PRODUCT(S) AT SELLER'S SOLE OPTION. THERE IS NO OBLIGATION TO REPAIR, REPLACE OR REFUND FOR PRODUCTS AS THE RESULT OF (I) ACCIDENT, DISASTER OR EVENT OF FORCE MAJEURE, (II) MISUSE, FAULT OR NEGLIGENCE OF OR BY BUYER, (III) USE OF THE PRODUCTS IN A MANNER FOR WHICH THEY WERE NOT DESIGNED, OR (IV) IMPROPER STORAGE AND HANDLING OF THE PRODUCTS. Unless otherwise expressly stated on the Product or in the documentation accompanying the Product, the Product is intended for research only and is not to be used for any other purpose, including without limitation, unauthorized commercial uses, in vitro diagnostic uses, ex vivo or in vivo therapeutic uses, or any type of consumption by or application to human or animals.