

Phospho-SMAD1/SMAD5 (Ser463, Ser465) Monoclonal Antibody (E.239.4)

Product Details	
Size	100 µL
Species Reactivity	Human, Mouse, Rat
Published Species	Human
Host/Isotype	Rabbit / IgG
Class	Monoclonal
Type	Antibody
Clone	E.239.4
Conjugate	Unconjugated
Immunogen	Synthetic phosphopeptide corresponding to residues surrounding pSer463/465 of human Smad5
Form	Liquid
Concentration	148 µg/mL
Purification	Affinity chromatography
Storage buffer	0.01M HEPES, pH 7.5, with 0.15M NaCl, 100µg/mL BSA, 50% glycerol
Contains	<0.02% sodium azide
Storage conditions	-20°C
RRID	AB_11000599

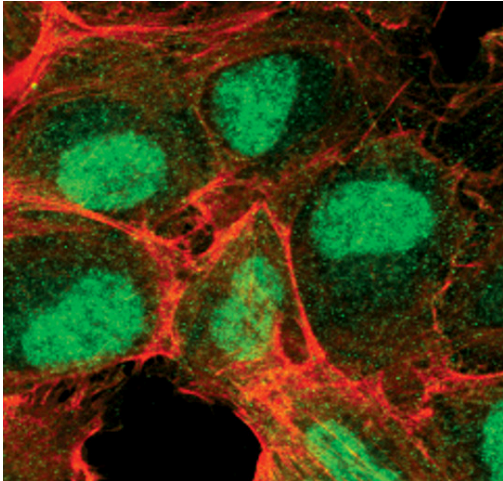
Applications	Tested Dilution	Publications
Western Blot (WB)	1:1,000	1 Publication
Immunohistochemistry (IHC)	-	1 Publication
Immunocytochemistry (ICC/IF)	1:800	-
Flow Cytometry (Flow)	1:400-1:1,600	-

Product Specific Information

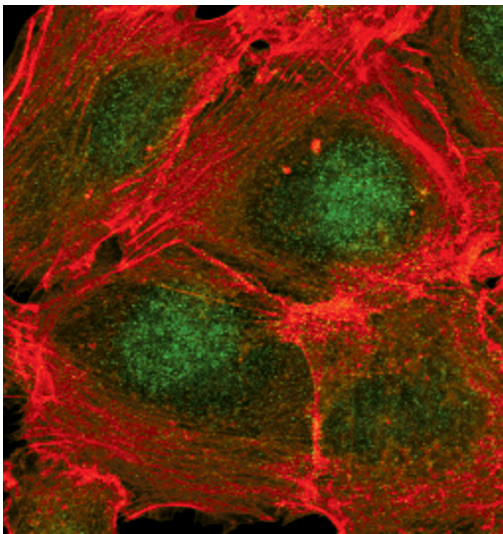
It is not recommended to aliquot this antibody.

This antibody is not cross-reactive with other Smad-related proteins.

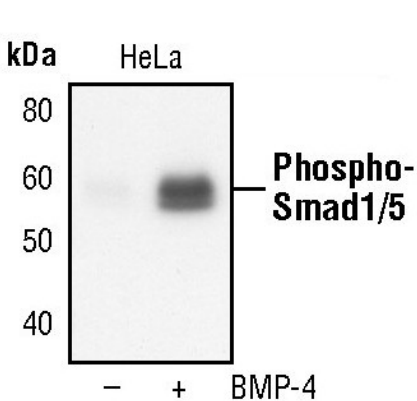
Product Images For Phospho-SMAD1/SMAD5 (Ser463, Ser465) Monoclonal Antibody (E.239.4)



Phospho-SMAD1/SMAD5 (Ser463, Ser465) Antibody (MA5-15124) in ICC/IF
Immunofluorescent analysis of Phospho-Smad1/5 pSer463/465 in HT-1080 cells, BMP-treated, using a Phospho-Smad1/5 pSer463/465 monoclonal antibody (Product # MA5-15124) (green). Actin filaments are labeled with a fluorescent red phalloidin.



Phospho-SMAD1/SMAD5 (Ser463, Ser465) Antibody (MA5-15124) in ICC/IF
Immunofluorescent analysis of Phospho-Smad1/5 pSer463/465 in HT-1080 cells using a Phospho-Smad1/5 pSer463/465 monoclonal antibody (Product # MA5-15124) (green). Actin filaments are labeled with a fluorescent red phalloidin.



Phospho-SMAD1/SMAD5 (Ser463, Ser465) Antibody (MA5-15124) in WB
Western blot analysis of Phospho-Smad1/5 pSer463/465 in extracts from untreated or BMP-4-treated HeLa cells using Phospho-Smad1/5 pSer463/465 monoclonal antibody (Product # MA5-15124).

View more figures on thermofisher.com

Western Blot (1)

<p>Evidence-based complementary and alternative medicine : eCAM</p> <p>Gukang Capsule Promotes Fracture Healing by Activating BMP/SMAD and Wnt/-Catenin Signaling Pathways.</p> <p>"Published figure using Phospho-SMAD1/SMAD5 (Ser463, Ser465) monoclonal antibody (Product # MA5-15124) in Western Blot"</p> <p>Authors: Ma X,Yang J,Liu T,Li J,Lan Y,Wang Y,Wang A,Tian Y,Li Y</p>	<p>Year 2022</p> <p>Species Human</p>
--	---

Immunohistochemistry (1)

<p>Nature communications</p> <p>Bone morphogenetic protein 7 promotes resistance to immunotherapy.</p> <p>"Published figure using Phospho-SMAD1/SMAD5 (Ser463, Ser465) monoclonal antibody (Product # MA5-15124) in Immunohistochemistry"</p> <p>Authors: Cortez MA,Masrourpour F,Ivan C,Zhang J,Younes AI,Lu Y,Estecio MR,Barsoumian HB,Menon H,Caetano MDS, Ramapriyan R,Schoenhals JE,Wang X,Skoulidis F,Wasley MD,Calin G,Hwu P,Welsh JW</p>	<p>Year 2020</p> <p>Species Human</p>
---	---

For Research Use Only. Not for use in diagnostic procedures. Not for resale without express authorization. Products are warranted to operate or perform substantially in conformance with published Product specifications in effect at the time of sale, as set forth in the Production documentation, specifications and/or accompanying package inserts ("Documentation"). No claim of suitability for use in applications regulated by FDA is made. The warranty provided herein is valid only when used by properly trained individuals. Unless otherwise stated in the Documentation, this warranty is limited to one year from date of shipment when the Product is subjected to normal, proper and intended usage. This warranty does not extend to anyone other than the Buyer. Any model or sample furnished to Buyer is merely illustrative of the general type and quality of goods and does not represent that any Product will conform to such model or sample. NO OTHER WARRANTIES, EXPRESS OR IMPLIED, ARE GRANTED INCLUDING WITHOUT LIMITATION, IMPLIED WARRANTIES OF MERCHANTABILITY, FITNESS FOR ANY PARTICULAR PURPOSE, OR NON INFRINGEMENT. BUYER'S EXCLUSIVE REMEDY FOR NON-CONFORMING PRODUCTS DURING THE WARRANTY PERIOD IS LIMITED TO REPAIR, REPLACEMENT OF OR REFUND FOR THE NON-CONFORMING PRODUCT(S) AT SELLER'S SOLE OPTION. THERE IS NO OBLIGATION TO REPAIR, REPLACE OR REFUND FOR PRODUCTS AS THE RESULT OF (i) ACCIDENT, DISASTER OR EVENT OF FORCE MAJEURE, (ii) MISUSE, FAULT OR NEGLIGENCE OF OR BY BUYER, (iii) USE OF THE PRODUCTS IN A MANNER FOR WHICH THEY WERE NOT DESIGNED, OR (iv) IMPROPER STORAGE AND HANDLING OF THE PRODUCTS. Unless otherwise expressly stated on the Product or in the documentation accompanying the Product, the Product is intended for research only and is not to be used for any other purpose, including without limitation, unauthorized commercial uses, in vitro diagnostic uses, ex vivo or in vivo therapeutic uses, or any type of consumption by or application to human or animals.