

AMACR Monoclonal Antibody (2A10F3)

Product Details	
Size	100 µL
Species Reactivity	Human, Mouse
Host/Isotope	Mouse / IgG2b
Class	Monoclonal
Type	Antibody
Clone	2A10F3
Conjugate	Unconjugated
Immunogen	Purified recombinant fragment of human AMACR expressed in E. Coli.
Form	Liquid
Storage buffer	ascites
Contains	0.03% sodium azide
Storage Conditions	Store at 4°C short term. For long term storage, store at -20°C, avoiding freeze/thaw cycles.
RRID	AB_10985903

Applications	Tested	Dilution	Published
Immunocytochemistry (ICC)	✓	1:200-1:1000	
Immunofluorescence (IF)	✓	1/200 - 1/1000	
Immunohistochemistry (IHC)	✓	1/200 - 1/1000	
Western Blot (WB)	✓	1/500 - 1/2000	

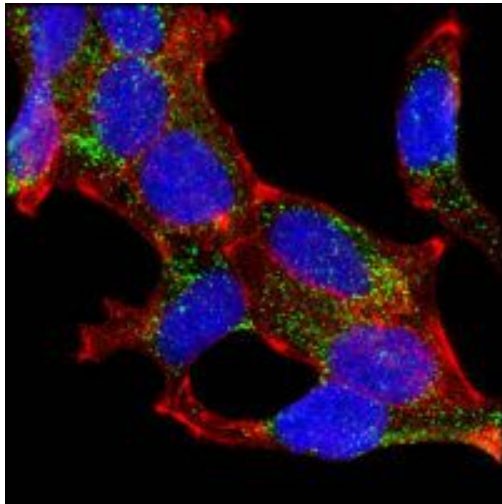
Product Specific Information

MA5-15360 targets AMACR in IF, IHC, and WB applications and shows reactivity with Human and mouse samples.

The MA5-15360 immunogen is purified recombinant fragment of human AMACR expressed in E. Coli.

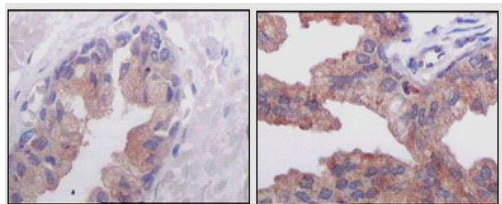
MA5-15360 detects AMACR which has a predicted molecular weight of approximately 42kDa.

Product Images For AMACR Monoclonal Antibody (2A10F3)



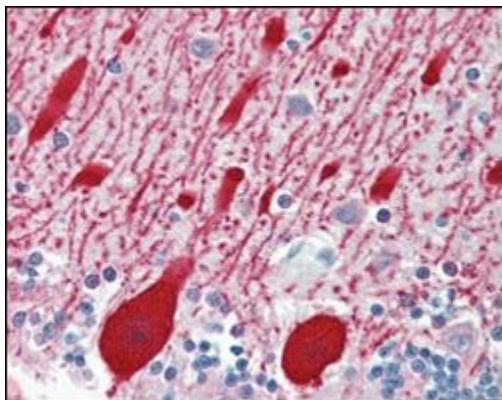
AMACR Antibody (MA5-15360) in IF

Immunofluorescence analysis of LNCaP cells using AMACR monoclonal antibody (Product # MA5-15360) (Green). Blue: DRAQ5 fluorescent DNA dye. Red: Actin filaments have been labeled with DY-554 phalloidin.



AMACR Antibody (MA5-15360) in IHC

Immunohistochemical analysis of paraffin-embedded human normal prostate tissues (left) and prostate adenocarcinoma tissues (right) using AMACR monoclonal antibody (Product # MA5-15360) followed with DAB staining.



AMACR Antibody (MA5-15360) in IHC

Immunohistochemical analysis of paraffin-embedded human brain cerebellum using AMACR monoclonal antibody (Product # MA5-15360).

[View more figures on thermofisher.com](https://www.thermofisher.com)

For Research Use Only. Not for use in diagnostic procedures. Not for resale without express authorization. Products are warranted to operate or perform substantially in conformance with published Product specifications in effect at the time of sale, as set forth in the Production documentation, specifications and/or accompanying package inserts ("Documentation"). No claim of suitability for use in applications regulated by FDA is made. The warranty provided herein is valid only when used by properly trained individuals. Unless otherwise stated in the Documentation, this warranty is limited to one year from date of shipment when the Product is subjected to normal, proper and intended usage. This warranty does not extend to anyone other than the Buyer. Any model or sample furnished to Buyer is merely illustrative of the general type and quality of goods and does not represent that any Product will conform to such model or sample. NO OTHER WARRANTIES, EXPRESS OR IMPLIED, ARE GRANTED INCLUDING WITHOUT LIMITATION, IMPLIED WARRANTIES OF MERCHANTABILITY, FITNESS FOR ANY PARTICULAR PURPOSE, OR NON INFRINGEMENT. BUYER'S EXCLUSIVE REMEDY FOR NON-CONFORMING PRODUCTS DURING THE WARRANTY PERIOD IS LIMITED TO REPAIR, REPLACEMENT OF OR REFUND FOR THE NON-CONFORMING PRODUCT(S) AT SELLER'S SOLE OPTION. THERE IS NO OBLIGATION TO REPAIR, REPLACE OR REFUND FOR PRODUCTS AS THE RESULT OF (I) ACCIDENT, DISASTER OR EVENT OF FORCE MAJEURE, (II) MISUSE, FAULT OR NEGLIGENCE OF OR BY BUYER, (III) USE OF THE PRODUCTS IN A MANNER FOR WHICH THEY WERE NOT DESIGNED, OR (IV) IMPROPER STORAGE AND HANDLING OF THE PRODUCTS. Unless otherwise expressly stated on the Product or in the documentation accompanying the Product, the Product is intended for research only and is not to be used for any other purpose, including without limitation, unauthorized commercial uses, in vitro diagnostic uses, ex vivo or in vivo therapeutic uses, or any type of consumption by or application to human or animals.