

# BMP-4 Monoclonal Antibody (10F4B4)

## Product Details

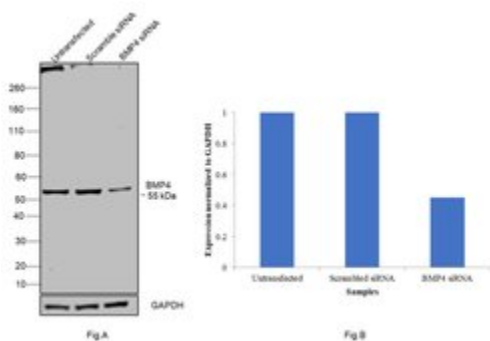
Size	100 µL
Species	Human
Expression System	Mouse / IgG1
Class	Monoclonal
Type	Antibody
Clone	10F4B4
Conjugate	Unconjugated
Immunogen	Purified recombinant fragment of human BMP4 expressed in E. Coli.
Form	Liquid
Concentration	Conc. Not Determined
Storage buffer	ascites
Contains	0.03% sodium azide
Storage Conditions	Store at 4°C short term. For long term storage, store at -20°C, avoiding freeze/thaw cycles.
RRID	AB_10982380

Applications	Tested Dilution	Publications
Western Blot (WB)	1/500 - 1/2000	-

## Product Specific Information

MA5-15572 targets BMP4 in WB applications and shows reactivity with Human samples. The MA5-15572 immunogen is purified recombinant fragment of human BMP4 expressed in E. Coli. MA5-15572 detects BMP4 which has a predicted molecular weight of approximately 64kDa.


## Advanced Verification Data



### BMP-4 Antibody (MA5-15572)

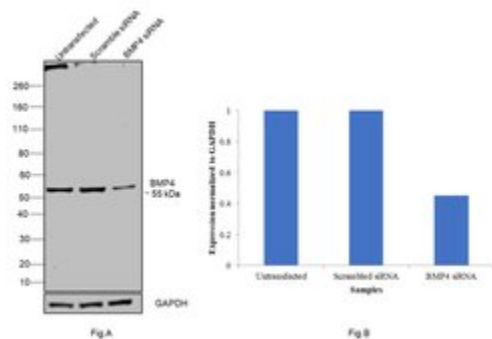
Antibody specificity was demonstrated by siRNA mediated knockdown of target protein. Hep G2 cells were transfected with Bone morphogenetic protein 4 siRNA and decrease in signal intensity was observed in Western Blot application using Anti-BMP-4 Monoclonal Antibody (10F4B4) (Product # MA5-15572). Knockdown validation info.

## Product Images For BMP-4 Monoclonal Antibody (10F4B4)



### BMP-4 Antibody (MA5-15572) in WB

Western blot was performed using Anti-BMP-4 Monoclonal Antibody (10F4B4) (Product # MA5-15572) and a 55kDa band corresponding to Bone morphogenetic protein 4 was observed across cell lines tested. Whole cell extracts (30  $\mu$ g lysate) of HeLa (Lane 1), HT-29 (Lane 2), Hep G2 (Lane 3), SH-SY5Y (Lane 4), HEL 92.1.7 (Lane 5) were electrophoresed using NuPAGE™ 4-12% Bis-Tris Protein Gel (Product # NP0322BOX). Resolved proteins were then transferred onto a Nitrocellulose membrane (Product # IB23001) by iBlot® 2 Dry Blotting System (Product # IB21001). The blot was probed with the primary antibody (1:1000 Dilution) and detected by chemiluminescence with Goat anti-Mouse IgG (H+L) Superclonal™ Recombinant Secondary Antibody, HRP (Product # A28177, 1:4000 dilution) using the iBright FL 1000 (Product # A32752). Chemiluminescent detection was performed using Novex® ECL Chemiluminescent Substrate Reagent Kit (Product # WP20005).



### BMP-4 Antibody (MA5-15572) in WB

Knockdown of Bone morphogenetic protein 4 was achieved by transfecting Hep G2 with Bone morphogenetic protein 4 specific siRNAs (Silencer® select Product # s2026, s535053). Western blot analysis (Fig. a) was performed using Whole cell extracts from the Bone morphogenetic protein 4 untransfected cells (lane 1), non-targeting scrambled siRNA transfected cells (lane 2) and knockdown cells (lane 3). The blot was probed with BMP-4 Monoclonal Antibody (10F4B4) (Product # MA5-15572, 1:1000 dilution) and Goat anti-Mouse IgG (H+L) Superclonal™ Recombinant Secondary Antibody, HRP (Product # A28177, 1:4000 dilution). Densitometric analysis of this western blot is shown in histogram (Fig. b). Decrease in signal upon siRNA mediated knock down confirms that antibody is specific to Bone morphogenetic protein 4.

[View more figures on thermofisher.com](http://thermofisher.com)

For Research Use Only. Not for use in diagnostic procedures. Not for resale without express authorization. Products are warranted to operate or perform substantially in conformance with published Product specifications in effect at the time of sale, as set forth in the Production documentation, specifications and/or accompanying package inserts ("Documentation"). No claim of suitability for use in applications regulated by FDA is made. The warranty provided herein is valid only when used by properly trained individuals. Unless otherwise stated in the Documentation, this warranty is limited to one year from date of shipment when the Product is subjected to normal, proper and intended usage. This warranty does not extend to anyone other than the Buyer. Any model or sample furnished to Buyer is merely illustrative of the general type and quality of goods and does not represent that any Product will conform to such model or sample. NO OTHER WARRANTIES, EXPRESS OR IMPLIED, ARE GRANTED INCLUDING WITHOUT LIMITATION, IMPLIED WARRANTIES OF MERCHANTABILITY, FITNESS FOR ANY PARTICULAR PURPOSE, OR NON INFRINGEMENT. BUYER'S EXCLUSIVE REMEDY FOR NON-CONFORMING PRODUCTS DURING THE WARRANTY PERIOD IS LIMITED TO REPAIR, REPLACEMENT OF OR REFUND FOR THE NON-CONFORMING PRODUCT(S) AT SELLER'S SOLE OPTION. THERE IS NO OBLIGATION TO REPAIR, REPLACE OR REFUND FOR PRODUCTS AS THE RESULT OF (I) ACCIDENT, DISASTER OR EVENT OF FORCE MAJEURE, (II) MISUSE, FAULT OR NEGLIGENCE OF OR BY BUYER, (III) USE OF THE PRODUCTS IN A MANNER FOR WHICH THEY WERE NOT DESIGNED, OR (IV) IMPROPER STORAGE AND HANDLING OF THE PRODUCTS. Unless otherwise expressly stated on the Product or in the documentation accompanying the Product, the Product is intended for research only and is not to be used for any other purpose, including without limitation, unauthorized commercial uses, in vitro diagnostic uses, ex vivo or in vivo therapeutic uses, or any type of consumption by or application to human or animals.