

Nkx3.1 Monoclonal Antibody (4H4)

Product Details	
Size	100 µL
Species Reactivity	Human
Host/Isotope	Mouse / IgG2b
Class	Monoclonal
Type	Antibody
Clone	4H4
Conjugate	Unconjugated
Immunogen	Purified recombinant fragment of human NKX3A expressed in E. Coli.
Form	Liquid
Storage buffer	ascites
Contains	0.03% sodium azide
Storage Conditions	Store at 4°C short term. For long term storage, store at -20°C, avoiding freeze/thaw cycles.
RRID	AB_10980327

Applications	Tested	Dilution	Published
Flow Cytometry (Flow)	✓	1/200 - 1/400	
Immunohistochemistry (IHC)	✓	1/200 - 1/1000	
Western Blot (WB)	✓	1/500 - 1/2000	

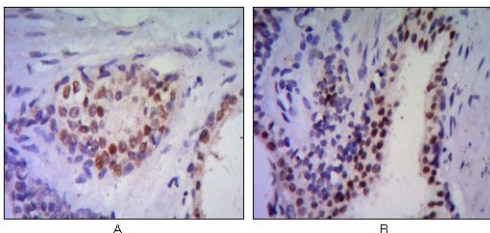
Product Specific Information

MA5-15618 targets NKX3A in FACS, IHC, and WB applications and shows reactivity with Human samples.

The MA5-15618 immunogen is purified recombinant fragment of human NKX3A expressed in E. Coli.

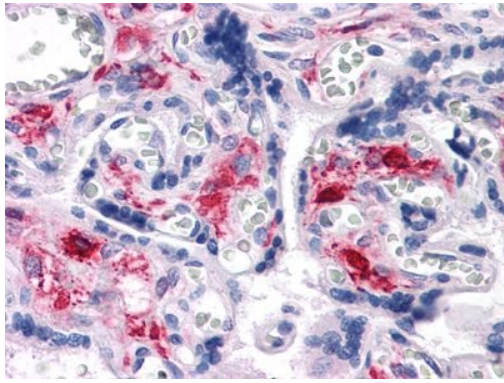
MA5-15618 detects NKX3A which has a predicted molecular weight of approximately 26.3kDa.

Product Images For Nkx3.1 Monoclonal Antibody (4H4)



Nkx3.1 Antibody (MA5-15618) in IHC

Immunohistochemical analysis of paraffin-embedded human prostate tissues (A, B) using NKX3A monoclonal antibody (Product # MA5-15618) followed with DAB staining.




Nkx3.1 Antibody (MA5-15618) in IHC

Immunohistochemical analysis of paraffin-embedded human liver tissues using NKX3A monoclonal antibody (Product # MA5-15618).

Nkx3.1 Antibody (MA5-15618) in WB

Western blot analysis of NKX3A using NKX3A monoclonal antibody (Product # MA5-15618) in LNCaP (1) cell lysate.



[View more figures on thermofisher.com](https://www.thermofisher.com)

For Research Use Only. Not for use in diagnostic procedures. Not for resale without express authorization. Products are warranted to operate or perform substantially in conformance with published Product specifications in effect at the time of sale, as set forth in the Production documentation, specifications and/or accompanying package inserts ("Documentation"). No claim of suitability for use in applications regulated by FDA is made. The warranty provided herein is valid only when used by properly trained individuals. Unless otherwise stated in the Documentation, this warranty is limited to one year from date of shipment when the Product is subjected to normal, proper and intended usage. This warranty does not extend to anyone other than the Buyer. Any model or sample furnished to Buyer is merely illustrative of the general type and quality of goods and does not represent that any Product will conform to such model or sample. NO OTHER WARRANTIES, EXPRESS OR IMPLIED, ARE GRANTED INCLUDING WITHOUT LIMITATION, IMPLIED WARRANTIES OF MERCHANTABILITY, FITNESS FOR ANY PARTICULAR PURPOSE, OR NON INFRINGEMENT. BUYER'S EXCLUSIVE REMEDY FOR NON-CONFORMING PRODUCTS DURING THE WARRANTY PERIOD IS LIMITED TO REPAIR, REPLACEMENT OF OR REFUND FOR THE NON-CONFORMING PRODUCT(S) AT SELLER'S SOLE OPTION. THERE IS NO OBLIGATION TO REPAIR, REPLACE OR REFUND FOR PRODUCTS AS THE RESULT OF (I) ACCIDENT, DISASTER OR EVENT OF FORCE MAJEURE, (II) MISUSE, FAULT OR NEGLIGENCE OF OR BY BUYER, (III) USE OF THE PRODUCTS IN A MANNER FOR WHICH THEY WERE NOT DESIGNED, OR (IV) IMPROPER STORAGE AND HANDLING OF THE PRODUCTS. Unless otherwise expressly stated on the Product or in the documentation accompanying the Product, the Product is intended for research only and is not to be used for any other purpose, including without limitation, unauthorized commercial uses, in vitro diagnostic uses, ex vivo or in vivo therapeutic uses, or any type of consumption by or application to human or animals.