

Beclin 1 Monoclonal Antibody (2A4)

Product Details	
Size	100 µL
Species Reactivity	Human
Host/Isotope	Mouse / IgG1
Class	Monoclonal
Type	Antibody
Clone	2A4
Conjugate	Unconjugated
Immunogen	Purified recombinant fragment of human BECN1 expressed in E. Coli.
Form	Liquid
Storage buffer	ascites
Contains	0.03% sodium azide
Storage Conditions	Store at 4°C short term. For long term storage, store at -20°C, avoiding freeze/thaw cycles.
RRID	AB_11153717

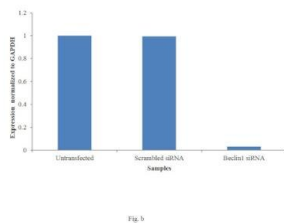

Applications	Tested	Dilution	Published
Flow Cytometry (Flow)	✓	1:200 - 1:400	
Immunohistochemistry (IHC)	✓	1:200 - 1:1000	
Western Blot (WB)	✓	1:500	

Product Specific Information

MA5-15825 targets BECN1 in FACS, IHC, and WB applications and shows reactivity with Human samples.

The MA5-15825 immunogen is purified recombinant fragment of human BECN1 expressed in E. Coli.

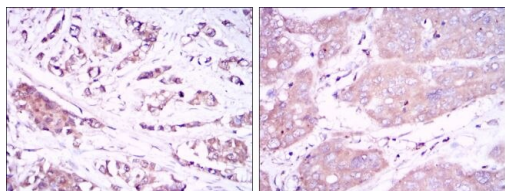
MA5-15825 detects BECN1 which has a predicted molecular weight of approximately 60kDa.



Beclin 1 Antibody (MA5-15825)

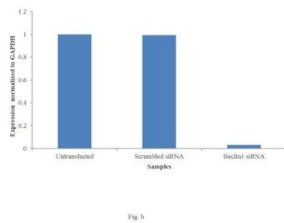

Antibody specificity was demonstrated by siRNA mediated knockdown of target protein. HeLa cells were transfected with Beclin 1 siRNA and reduction in signal was observed in Western Blot using Beclin 1 Monoclonal Antibody (2A4) (Product# MA5-15825). KnockDown validation info.

Product Images For Beclin 1 Monoclonal Antibody (2A4)



Beclin 1 Antibody (MA5-15825) in IHC

Immunohistochemical analysis of paraffin-embedded breast cancer tissues (left) and liver cancer tissues (right) using BECN1 monoclonal antibody (Product # MA5-15825) followed with DAB staining.



Beclin 1 Antibody (MA5-15825) in WB

Knockdown of Beclin 1 was achieved by transfecting HeLa with Beclin 1 specific siRNAs (Silencer® select Product # s16537, s16539). Western blot analysis (Fig. a) was performed using whole cell extracts from the HeLa knockdown cells (lane 3), non-specific scrambled siRNA transfected cells (lane 2) and untransfected cells (lane 1). The blots were probed with Beclin 1 Monoclonal Antibody (2A4) (Product # MA5-15825, 1:500 dilution) and Goat anti-Mouse IgG (H+L) Superclonal™ Secondary Antibody, HRP conjugate (Product # A28177, 0.25µg/mL, 1:4000 dilution). Densitometric analysis of this western blot is shown in histogram (Fig. b). Reduction of signal upon siRNA mediated knock down confirms that antibody is specific to Beclin 1.

View more figures on thermofisher.com

For Research Use Only. Not for use in diagnostic procedures. Not for resale without express authorization. Products are warranted to operate or perform substantially in conformance with published Product specifications in effect at the time of sale, as set forth in the Production documentation, specifications and/or accompanying package inserts ("Documentation"). No claim of suitability for use in applications regulated by FDA is made. The warranty provided herein is valid only when used by properly trained individuals. Unless otherwise stated in the Documentation, this warranty is limited to one year from date of shipment when the Product is subjected to normal, proper and intended usage. This warranty does not extend to anyone other than the Buyer. Any model or sample furnished to Buyer is merely illustrative of the general type and quality of goods and does not represent that any Product will conform to such model or sample. NO OTHER WARRANTIES, EXPRESS OR IMPLIED, ARE GRANTED INCLUDING WITHOUT LIMITATION, IMPLIED WARRANTIES OF MERCHANTABILITY, FITNESS FOR ANY PARTICULAR PURPOSE, OR NON INFRINGEMENT. BUYER'S EXCLUSIVE REMEDY FOR NON-CONFORMING PRODUCTS DURING THE WARRANTY PERIOD IS LIMITED TO REPAIR, REPLACEMENT OF OR REFUND FOR THE NON-CONFORMING PRODUCT(S) AT SELLER'S SOLE OPTION. THERE IS NO OBLIGATION TO REPAIR, REPLACE OR REFUND FOR PRODUCTS AS THE RESULT OF (I) ACCIDENT, DISASTER OR EVENT OF FORCE MAJEURE, (II) MISUSE, FAULT OR NEGLIGENCE OF OR BY BUYER, (III) USE OF THE PRODUCTS IN A MANNER FOR WHICH THEY WERE NOT DESIGNED, OR (IV) IMPROPER STORAGE AND HANDLING OF THE PRODUCTS. Unless otherwise expressly stated on the Product or in the documentation accompanying the Product, the Product is intended for research only and is not to be used for any other purpose, including without limitation, unauthorized commercial uses, in vitro diagnostic uses, ex vivo or in vivo therapeutic uses, or any type of consumption by or application to human or animals.