

MCM2 Monoclonal Antibody (2B3)

Product Details	
Size	100 µL
Species Reactivity	Human, Mouse, Non-human primate, Rat
Published Species	Mouse
Host/Isotype	Mouse / IgG1
Class	Monoclonal
Type	Antibody
Clone	2B3
Conjugate	Unconjugated
Immunogen	Purified recombinant fragment of human MCM2 expressed in E. Coli.
Form	Liquid
Concentration	Conc. Not Determined
Storage buffer	ascites
Contains	0.03% sodium azide
Storage conditions	Store at 4°C short term. For long term storage, store at -20°C, avoiding freeze/thaw cycles.
RRID	AB_11155194

Applications	Tested Dilution	Publications
Western Blot (WB)	1:500-1:2,000	1 Publication
Immunohistochemistry (IHC)	-	2 Publications
Immunohistochemistry (Paraffin) (IHC (P))	1:200-1:1,000	1 Publication
Immunocytochemistry (ICC/IF)	-	1 Publication
Flow Cytometry (Flow)	1:200-1:400	-
ELISA (ELISA)	1:10,000	-

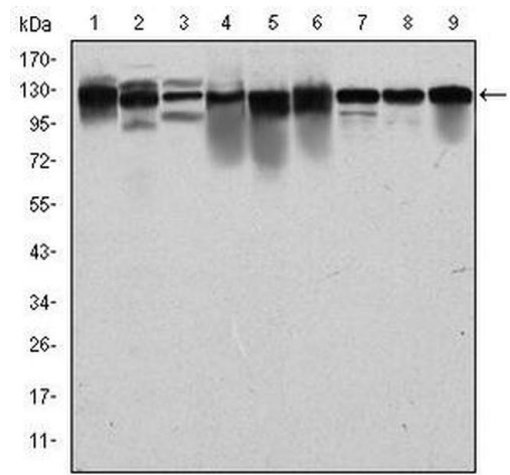
Product Specific Information

MA5-15895 targets MCM2 in indirect ELISA, FACS, IHC, and WB applications and shows reactivity with Human, mouse, Non-human primate, and Rat samples.

The MA5-15895 immunogen is purified recombinant fragment of human MCM2 expressed in E. Coli. .

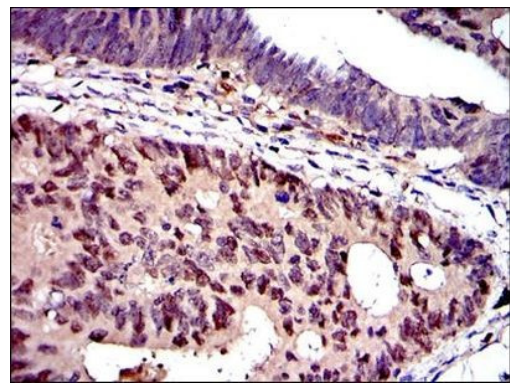
MA5-15895 detects MCM2 which has a predicted molecular weight of approximately 125kDa.

Product Images For MCM2 Monoclonal Antibody (2B3)



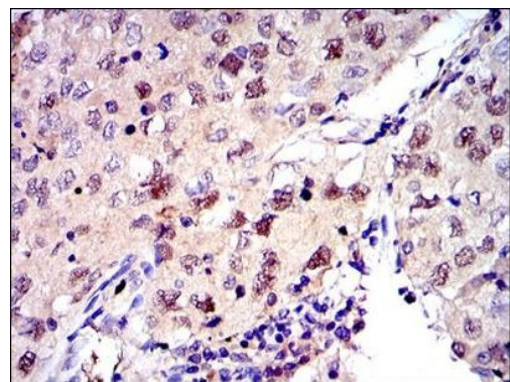
MCM2 Antibody (MA5-15895) in WB

Western blot analysis of MCM2 using MCM2 monoclonal antibody (Product # MA5-15895) in PC-12 (1), COS-7 (2), NIH/3T3 (3), HepG2 (4), HEK293 (5), K562 (6), Jurkat (7), HeLa (8) and MCF-7 (9) cell lysate.



MCM2 Antibody (MA5-15895) in IHC (P)

Immunohistochemical analysis of paraffin-embedded colon cancer tissues using MCM2 monoclonal antibody (Product # MA5-15895) followed with DAB staining.



MCM2 Antibody (MA5-15895) in IHC (P)

Immunohistochemical analysis of paraffin-embedded lung cancer tissues using MCM2 monoclonal antibody (Product # MA5-15895) followed with DAB staining.

[View more figures on thermofisher.com](https://www.thermofisher.com)

Western Blot (1)

Frontiers in immunology	Year 2020
A Dual Inhibitor of Cdc7/Cdk9 Potently Suppresses T Cell Activation.	
"Published figure using MCM2 monoclonal antibody (Product # MA5-15895) in Western Blot"	
Authors: Chen EW,Tay NQ,Brzostek J,Gascoigne NRJ,Rybakin V	

Immunohistochemistry (2)

Communications biology	Year 2021
Vitamin B6 deficiency disrupts serotonin signaling in pancreatic islets and induces gestational diabetes in mice.	
"Published figure using MCM2 monoclonal antibody (Product # MA5-15895) in Immunocytochemistry"	
Authors: Fields AM,Welle K,Ho ES,Mesaros C,Susiarjo M	
	Species Mouse
	Dilution 1:750

Molecules (Basel, Switzerland)	Year 2020
Co-Administration of Fendiline Hydrochloride Enhances Chemotherapeutic Efficacy of Cisplatin in Neuroblastoma Treatment.	
"MA5-15895 was used in Immunohistochemistry to suggest that fendiline hydrochloride can enhance cisplatin anti-tumour activity during neuroblastoma treatment."	
Authors: Brizzolara A,Garbatì P,Vella S,Calderoni M,Quattrone A,Tonini GP,Capasso M,Longo L,Barbieri R,Florio T, Pagano A	
	Species Mouse
	Dilution 1:1000

Immunohistochemistry (Paraffin) (1)

Communications biology	Year 2021
Vitamin B6 deficiency disrupts serotonin signaling in pancreatic islets and induces gestational diabetes in mice.	
"Published figure using MCM2 monoclonal antibody (Product # MA5-15895) in Immunocytochemistry"	
Authors: Fields AM,Welle K,Ho ES,Mesaros C,Susiarjo M	
	Species Mouse
	Dilution 1:750

More applications with references on thermofisher.com

ICC/IF (1)

For Research Use Only. Not for use in diagnostic procedures. Not for resale without express authorization. Products are warranted to operate or perform substantially in conformance with published Product specifications in effect at the time of sale, as set forth in the Production documentation, specifications and/or accompanying package inserts ("Documentation"). No claim of suitability for use in applications regulated by FDA is made. The warranty provided herein is valid only when used by properly trained individuals. Unless otherwise stated in the Documentation, this warranty is limited to one year from date of shipment when the Product is subjected to normal, proper and intended usage. This warranty does not extend to anyone other than the Buyer. Any model or sample furnished to Buyer is merely illustrative of the general type and quality of goods and does not represent that any Product will conform to such model or sample. NO OTHER WARRANTIES, EXPRESS OR IMPLIED, ARE GRANTED INCLUDING WITHOUT LIMITATION, IMPLIED WARRANTIES OF MERCHANTABILITY, FITNESS FOR ANY PARTICULAR PURPOSE, OR NON INFRINGEMENT. BUYER'S EXCLUSIVE REMEDY FOR NON-CONFORMING PRODUCTS DURING THE WARRANTY PERIOD IS LIMITED TO REPAIR, REPLACEMENT OF OR REFUND FOR THE NON-CONFORMING PRODUCT(S) AT SELLER'S SOLE OPTION. THERE IS NO OBLIGATION TO REPAIR, REPLACE OR REFUND FOR PRODUCTS AS THE RESULT OF (I) ACCIDENT, DISASTER OR EVENT OF FORCE MAJEURE, (II) MISUSE, FAULT OR NEGLIGENCE OF OR BY BUYER, (III) USE OF THE PRODUCTS IN A MANNER FOR WHICH THEY WERE NOT DESIGNED, OR (IV) IMPROPER STORAGE AND HANDLING OF THE PRODUCTS. Unless otherwise expressly stated on the Product or in the documentation accompanying the Product, the Product is intended for research only and is not to be used for any other purpose, including without limitation, unauthorized commercial uses, in vitro diagnostic uses, ex vivo or in vivo therapeutic uses, or any type of consumption by or application to human or animals.