

TLR4 Monoclonal Antibody (76B357.1)

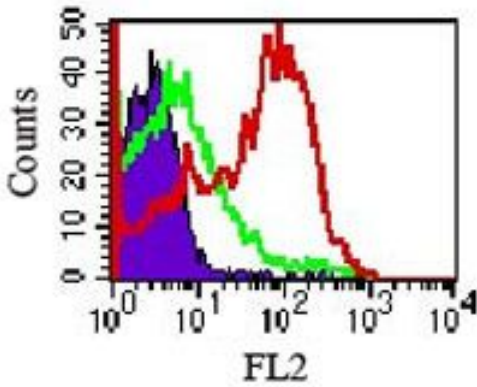
Product Details	
Size	100 ug
Species Reactivity	Human, Mouse, Rat
Published Species	Human
Host/Isotope	Mouse / IgG2b, kappa
Class	Monoclonal
Type	Antibody
Clone	76B357.1
Conjugate	Unconjugated
Immunogen	Synthetic peptide (aa 100-200 of human TLR4, isoform C, LPEYFSNLTNLEHL) of TLR4/CD284 protein.
Form	Liquid
Concentration	1.0 mg/mL
Purification	Protein G
Storage buffer	PBS
Contains	0.05% sodium azide
Storage Conditions	Store at 4°C short term. For long term storage, store at -20°C, avoiding freeze/thaw cycles.
RRID	AB_2537734

Applications	Tested	Dilution	Published
Flow Cytometry (Flow)	✓	0.5-2 µg/1x10 ⁶ cells	1 Publication
Western Blot (WB)	✓	1-3 µg/mL	1 Publication
ChIP assay (ChIP)	✓	1:10-1:500	
Immunocytochemistry (ICC)	✓	1:10-1:500	
Immunofluorescence (IF)	✓	1:10-1:500	
Immunohistochemistry (Frozen) (IHC (F))	✓	1:500	
Immunohistochemistry (Paraffin) (IHC (P))	✓	5 µg/mL	
In vitro Assay (IV)	✓	Assay-Dependent	

Product Specific Information

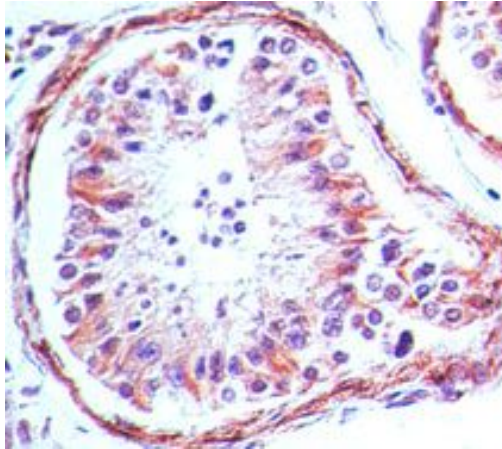
Suggested positive control: intestine lysate (WB), ThP1, Ramos (flow).

Product Images For TLR4 Monoclonal Antibody (76B357.1)



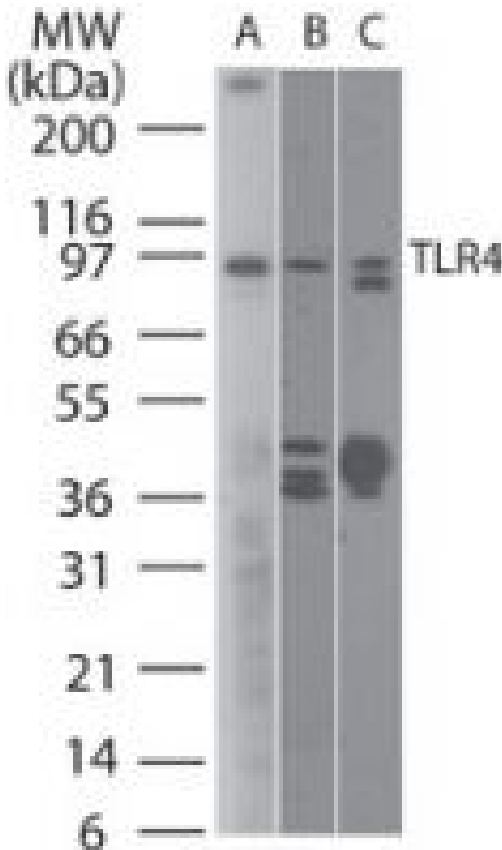
TLR4 Antibody (MA5-16216) in Flow

Surface staining of mouse splenocytes using a TLR4/CD284 monoclonal antibody (Product # MA5-16216) (0.5 $\mu\text{g}/10^6$ cells) and a PE-conjugated secondary. Shaded histogram represents cells without TLR4/CD284 monoclonal antibody (Product # MA5-16216); green represents isotype control red represents TLR4 antibody.



TLR4 Antibody (MA5-16216) in IHC (P)

Immunohistochemical analysis of formalin-fixed, paraffin-embedded human testis tissue stained with a TLR4/CD284 monoclonal antibody (Product # MA5-16216) at a 5 $\mu\text{g}/\text{mL}$ dilution.



TLR4 Antibody (MA5-16216) in WB

Western blot analysis of TLR4 antibody using a TLR4/CD284 monoclonal antibody (Product # MA5-16216) at 2 $\mu\text{g}/\text{mL}$ on (A) human intestine and 6 $\mu\text{g}/\text{mL}$ on (B) mouse intestine and (C) rat intestine lysate.

View more figures on thermofisher.com

2 References

Flow Cytometry (1)

Journal of immunology (Baltimore, Md. : 1950)

Age-Specific Adjuvant Synergy: Dual TLR7/8 and Mincle Activation of Human Newborn Dendritic Cells Enables Th1 Polarization.

"MA516216 was used in flow cytometry to evaluate combinations of TLR and C-type lectin receptor agonists on the Th1 responses of newborn dendritic cells"

Authors: van Haren SD,Dowling DJ,Foppen W,Christensen D,Andersen P,Reed SG,Hershberg RM,Baden LR,Levy O

Species
Human

Dilution
Not Cited

Year
2016

Western Blot (1)

Molecules and cells

MicroRNA-27a Inhibits Cell Migration and Invasion of Fibroblast-Like Synoviocytes by Targeting Follistatin-Like Protein 1 in Rheumatoid Arthritis.

"MA5-16216 was used in western blot to investigate the effects of miR-27a on cell migration and invasion in fibroblast-like synoviocytes from rheumatoid arthritis patients"

Authors: Shi DL,Shi GR,Xie J,Du XZ,Yang H

Species
Human

Dilution
Not Cited

Year
2016

For Research Use Only. Not for use in diagnostic procedures. Not for resale without express authorization. Products are warranted to operate or perform substantially in conformance with published Product specifications in effect at the time of sale, as set forth in the Production documentation, specifications and/or accompanying package inserts ("Documentation"). No claim of suitability for use in applications regulated by FDA is made. The warranty provided herein is valid only when used by properly trained individuals. Unless otherwise stated in the Documentation, this warranty is limited to one year from date of shipment when the Product is subjected to normal, proper and intended usage. This warranty does not extend to anyone other than the Buyer. Any model or sample furnished to Buyer is merely illustrative of the general type and quality of goods and does not represent that any Product will conform to such model or sample. NO OTHER WARRANTIES, EXPRESS OR IMPLIED, ARE GRANTED INCLUDING WITHOUT LIMITATION, IMPLIED WARRANTIES OF MERCHANTABILITY, FITNESS FOR ANY PARTICULAR PURPOSE, OR NON INFRINGEMENT. BUYER'S EXCLUSIVE REMEDY FOR NON-CONFORMING PRODUCTS DURING THE WARRANTY PERIOD IS LIMITED TO REPAIR, REPLACEMENT OF OR REFUND FOR THE NON-CONFORMING PRODUCT(S) AT SELLER'S SOLE OPTION. THERE IS NO OBLIGATION TO REPAIR, REPLACE OR REFUND FOR PRODUCTS AS THE RESULT OF (I) ACCIDENT, DISASTER OR EVENT OF FORCE MAJEURE, (II) MISUSE, FAULT OR NEGLIGENCE OF OR BY BUYER, (III) USE OF THE PRODUCTS IN A MANNER FOR WHICH THEY WERE NOT DESIGNED, OR (IV) IMPROPER STORAGE AND HANDLING OF THE PRODUCTS. Unless otherwise expressly stated on the Product or in the documentation accompanying the Product, the Product is intended for research only and is not to be used for any other purpose, including without limitation, unauthorized commercial uses, in vitro diagnostic uses, ex vivo or in vivo therapeutic uses, or any type of consumption by or application to human or animals.