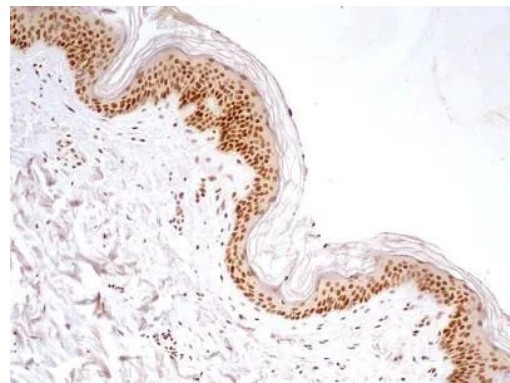


# HMGB1 Monoclonal Antibody (19N10B7)

Product Details	
Size	100 µg
Species Reactivity	Human, Mouse
Host/Isotype	Mouse / IgG2b, kappa
Class	Monoclonal
Type	Antibody
Clone	19N10B7
Conjugate	Unconjugated
Immunogen	full length protein HMGB1
Form	Liquid
Concentration	1 mg/mL
Purification	Protein G
Storage buffer	PBS
Contains	0.05% sodium azide
Storage conditions	Store at 4°C short term. For long term storage, store at -20°C, avoiding freeze/thaw cycles.
RRID	AB_2537780

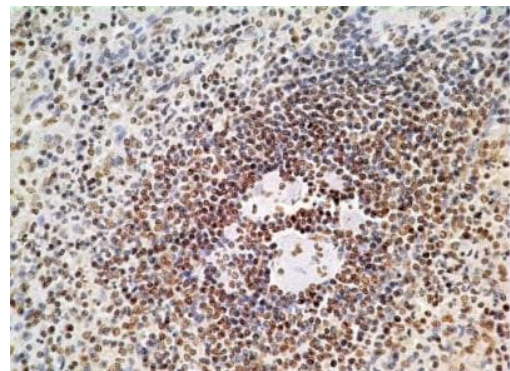
Applications	Tested Dilution	Publications
Western Blot (WB)	1-3 µg/mL	-
Immunohistochemistry (Paraffin) (IHC (P))	5 µg/mL	-
Flow Cytometry (Flow)	0.5 µg/5x10^5 cells	-
Immunoprecipitation (IP)	Assay-Dependent	-

Product Images For HMGB1 Monoclonal Antibody (19N10B7)



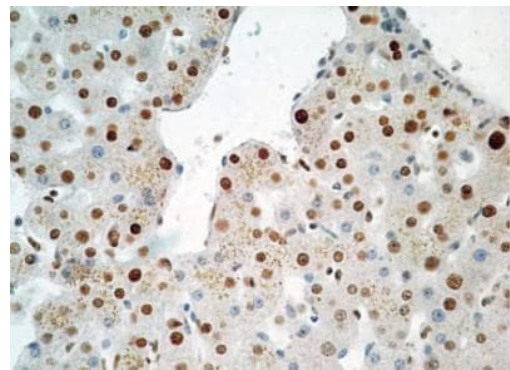
**HMGB1 Antibody (MA5-16263) in IHC (P)**

Immunohistochemical analysis of HMGB1 in formalin-fixed paraffin-embedded tissue section of normal human skin. Samples were incubated in HMGB1 monoclonal antibody (Product # MA5-16263) using a dilution of 5 µg/mL. The various cells of the epidermal layer showed intense nuclear staining along with weak cytoplasmic staining. The blood vessels, glandular cells and the other cells in dermal layer also showed nuclear positivity for HMGB1 immunostaining.



**HMGB1 Antibody (MA5-16263) in IHC (P)**

Immunohistochemical analysis of HMGB1 in formalin-fixed, paraffin-embedded human spleen tissue. Samples were incubated in HMGB1 monoclonal antibody (Product # MA5-16263) using a dilution of 5 µg/mL followed by peroxidase-conjugate and DAB chromogen. Staining of formalin-fixed tissues is enhanced by boiling tissue sections in 10 mM sodium citrate buffer, pH 6.0 for 10-20 min followed by cooling at RT for 20 min.



**HMGB1 Antibody (MA5-16263) in IHC (P)**

Immunohistochemical analysis of HMGB1 in formalin-fixed, paraffin-embedded human liver tissue. Samples were incubated in HMGB1 monoclonal antibody (Product # MA5-16263) using a dilution of 5 µg/mL followed by peroxidase-conjugate and DAB chromogen. Staining of formalin-fixed tissues is enhanced by boiling tissue sections in 10 mM sodium citrate buffer, pH 6.0 for 10-20 min followed by cooling at RT for 20 min.

[View more figures on thermofisher.com](#)

For Research Use Only. Not for use in diagnostic procedures. Not for resale without express authorization. Products are warranted to operate or perform substantially in conformance with published Product specifications in effect at the time of sale, as set forth in the Production documentation, specifications and/or accompanying package inserts ("Documentation"). No claim of suitability for use in applications regulated by FDA is made. The warranty provided herein is valid only when used by properly trained individuals. Unless otherwise stated in the Documentation, this warranty is limited to one year from date of shipment when the Product is subjected to normal, proper and intended usage. This warranty does not extend to anyone other than the Buyer. Any model or sample furnished to Buyer is merely illustrative of the general type and quality of goods and does not represent that any Product will conform to such model or sample. NO OTHER WARRANTIES, EXPRESS OR IMPLIED, ARE GRANTED INCLUDING WITHOUT LIMITATION, IMPLIED WARRANTIES OF MERCHANTABILITY, FITNESS FOR ANY PARTICULAR PURPOSE, OR NON INFRINGEMENT. BUYER'S EXCLUSIVE REMEDY FOR NON-CONFORMING PRODUCTS DURING THE WARRANTY PERIOD IS LIMITED TO REPAIR, REPLACEMENT OF OR REFUND FOR THE NON-CONFORMING PRODUCT(S) AT SELLER'S SOLE OPTION. THERE IS NO OBLIGATION TO REPAIR, REPLACE OR REFUND FOR PRODUCTS AS THE RESULT OF (i) ACCIDENT, DISASTER OR EVENT OF FORCE MAJEURE, (ii) MISUSE, FAULT OR NEGLIGENCE OF OR BY BUYER, (iii) USE OF THE PRODUCTS IN A MANNER FOR WHICH THEY WERE NOT DESIGNED, OR (iv) IMPROPER STORAGE AND HANDLING OF THE PRODUCTS. Unless otherwise expressly stated on the Product or in the documentation accompanying the Product, the Product is intended for research only and is not to be used for any other purpose, including without limitation, unauthorized commercial uses, in vitro diagnostic uses, ex vivo or in vivo therapeutic uses, or any type of consumption by or application to human or animals.