

IRF4 Monoclonal Antibody (SP114)

Product Details	
Size	500 µL
Species Reactivity	Human
Host/Isotype	Rabbit / IgG
Class	Monoclonal
Type	Antibody
Clone	SP114
Conjugate	Unconjugated
Immunogen	A synthetic peptide near C-terminus of human MUM1/IRF4
Form	Liquid
Purification	Protein A/G
Storage buffer	PBS, pH 7.6, with 1% BSA
Contains	0.1% sodium azide
Storage conditions	Store at 4°C short term. For long term storage, store at -20°C, avoiding freeze/thaw cycles.
RRID	AB_2537901

Applications	Tested Dilution	Publications
Western Blot (WB)	1:100	-
Immunohistochemistry (Paraffin) (IHC (P))	1:100	-
Flow Cytometry (Flow)	1:230	-

Product Specific Information

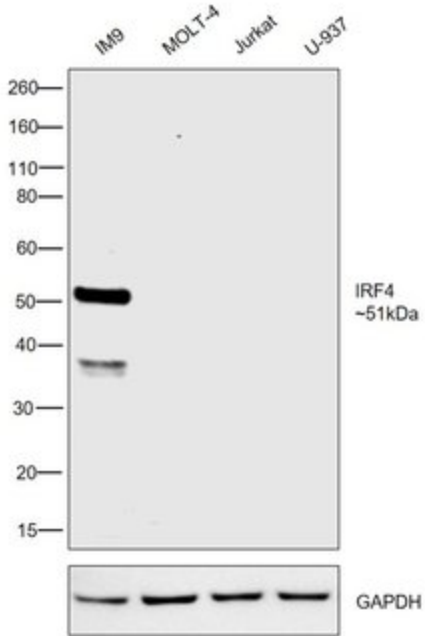
Heat-mediated antigen retrieval is recommended prior to staining, using a 10mM EDTA buffer for 10 minutes followed by cooling at room temperature for 20 min. Following antigen retrieval, incubate samples with primary antibody for 30 min at room temperature. A suggested positive control is Hodgkin's lymphoma.

Advanced Verification Data

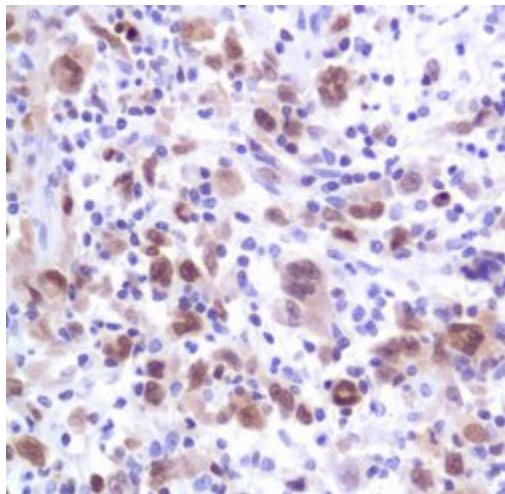
IRF4 Antibody (MA5-16382)

Antibody specificity was demonstrated by detection of differential basal expression of the target across cell lines tested owing to their inherent genetic constitution.

Relative expression of IRF4 was observed in IM9 in comparison to MOLT-4, Jurkat and U-937 using Anti-IRF4 Monoclonal antibody (SP114) (Product # MA5-16382) in Western Blot. Relative expression validation info.



Product Images For IRF4 Monoclonal Antibody (SP114)




IRF4 Antibody (MA5-16382) in IHC

Immunohistochemical analysis of MUM1/IRF4 using anti-MUM1/IRF4 Monoclonal Antibody (Product # MA5-16382) in Hodgkin's Lymphoma Cancer Tissue. The recommended dilution for this antibody in immunohistochemistry applications is 1:100.

IRF4 Antibody (MA5-16382) in WB

Western blot was performed using Anti-IRF4 Monoclonal Antibody (SP114) (Product # MA5-16382) and a 51kDa band corresponding to IRF4 was observed in IM9 and was absent in MOLT-4, Jurkat and U-937 as reported. Whole cell extracts (30 μ g lysate) of IM9 (Lane 1), MOLT-4 (Lane 2), Jurkat (Lane 3) and U-937 (Lane 4) were electrophoresed using Novex® NuPAGE® 4-12 % Bis-Tris gel (Product # NP0322BOX). Resolved proteins were then transferred onto a nitrocellulose membrane (Product # IB23001) by iBlot® 2 Dry Blotting System (Product # IB21001). The blot was probed with the primary antibody (1:100 dilution) and detected by chemiluminescence with Goat anti-Rabbit IgG (H+L) Superclonal™ Recombinant Secondary Antibody, HRP (Product # A27036, 1:4000 dilution) using the iBright FL 1000 (Product # A32752). Chemiluminescent detection was performed using Novex® ECL Chemiluminescent Substrate Reagent Kit (Product # WP20005).



[View more figures on thermofisher.com](https://www.thermofisher.com)

For Research Use Only. Not for use in diagnostic procedures. Not for resale without express authorization. Products are warranted to operate or perform substantially in conformance with published Product specifications in effect at the time of sale, as set forth in the Production documentation, specifications and/or accompanying package inserts ("Documentation"). No claim of suitability for use in applications regulated by FDA is made. The warranty provided herein is valid only when used by properly trained individuals. Unless otherwise stated in the Documentation, this warranty is limited to one year from date of shipment when the Product is subjected to normal, proper and intended usage. This warranty does not extend to anyone other than the Buyer. Any model or sample furnished to Buyer is merely illustrative of the general type and quality of goods and does not represent that any Product will conform to such model or sample. NO OTHER WARRANTIES, EXPRESS OR IMPLIED, ARE GRANTED INCLUDING WITHOUT LIMITATION, IMPLIED WARRANTIES OF MERCHANTABILITY, FITNESS FOR ANY PARTICULAR PURPOSE, OR NON-INFRINGEMENT. BUYER'S EXCLUSIVE REMEDY FOR NON-CONFORMING PRODUCTS DURING THE WARRANTY PERIOD IS LIMITED TO REPAIR, REPLACEMENT OF OR REFUND FOR THE NON-CONFORMING PRODUCT(S) AT SELLER'S SOLE OPTION. THERE IS NO OBLIGATION TO REPAIR, REPLACE OR REFUND FOR PRODUCTS AS THE RESULT OF (I) ACCIDENT, DISASTER OR EVENT OF FORCE MAJEURE, (II) MISUSE, FAULT OR NEGLIGENCE OF OR BY BUYER, (III) USE OF THE PRODUCTS IN A MANNER FOR WHICH THEY WERE NOT DESIGNED, OR (IV) IMPROPER STORAGE AND HANDLING OF THE PRODUCTS. Unless otherwise expressly stated on the Product or in the documentation accompanying the Product, the Product is intended for research only and is not to be used for any other purpose, including without limitation, unauthorized commercial uses, in vitro diagnostic uses, ex vivo or in vivo therapeutic uses, or any type of consumption by or application to human or animals.