

# ABCB5 Monoclonal Antibody (5H3C6)

| Product Details    |  |
|--------------------|--|
| Size               | 100 µg   |
| Species Reactivity | Human  |
| Published Species  | Human  |
| Host/Isotype       | Mouse / IgG1   |
| Class              | Monoclonal   |
| Type               | Antibody   |
| Clone              | 5H3C6  |
| Conjugate          | Unconjugated   |
| Immunogen          | Purified recombinant fragment of human ABCB5 (amino acids: 481-674) expressed in E. Coli.    |
| Form               | Liquid   |
| Concentration      | 1 mg/mL  |
| Purification       | purified   |
| Storage buffer     | PBS  |
| Contains           | 0.05% sodium azide   |
| Storage Conditions | Store at 4°C short term. For long term storage, store at -20°C, avoiding freeze/thaw cycles. |
| RRID               | AB_2538498   |

| Applications               | Tested Dilution | Publications  |
|----------------------------|-----------------|---------------|
| Flow Cytometry (Flow)      | 1:200 - 1:400   | -             |
| Immunocytochemistry (ICC)  | 1:200 - 1:1000  | -             |
| Immunofluorescence (IF)    | 1:200 - 1:1000  | -             |
| Immunohistochemistry (IHC) | 1:200 - 1:1000  | 1 Publication |
| Western Blot (WB)          | 1:500 - 1:2000  | -             |

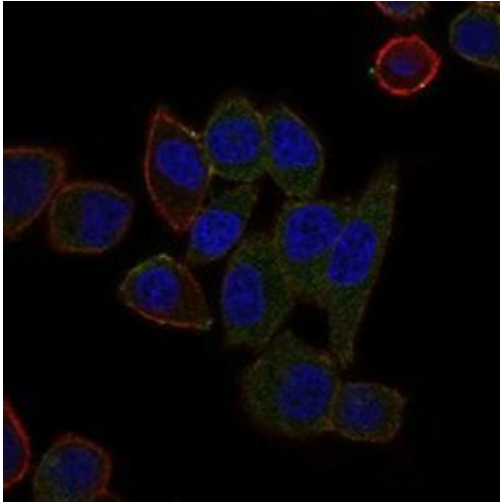
## Product Specific Information

MA5-17026 targets ABCB5 in FACS, ICC, IHC, IF and WB applications and shows reactivity with Human samples.

The MA5-17026 immunogen is purified recombinant fragment of human ABCB5 (amino acids: 481-674) expressed in E. Coli.

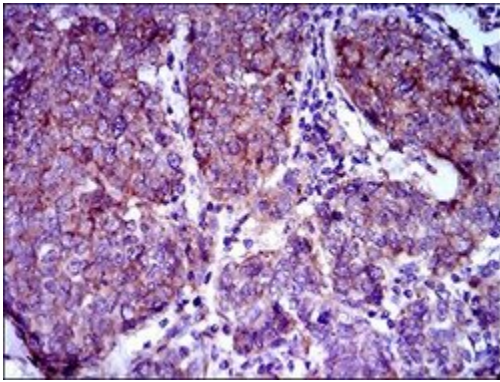
MA5-17026 detects ABCB5 which has a predicted molecular weight of approximately 89.8kDa.

## Product Images For ABCB5 Monoclonal Antibody (5H3C6)



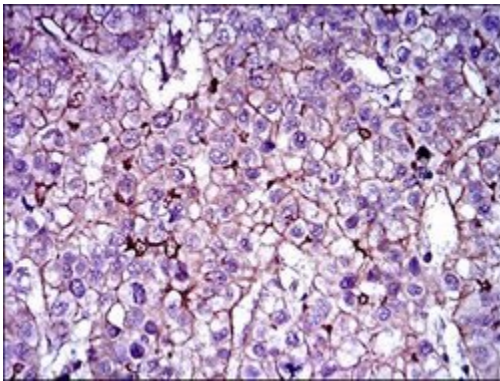
### **ABCB5 Antibody (MA5-17026) in IF**

Immunofluorescence analysis of HepG2 cells using ABCB5 monoclonal antibody (Product # MA5-17026) (Green). Blue: DRAQ5 fluorescent DNA dye. Red: actin filaments have been labeled with phalloidin.



### **ABCB5 Antibody (MA5-17026) in IHC**

Immunohistochemical analysis of paraffin-embedded breast cancer tissues using ABCB5 monoclonal antibody (Product # MA5-17026) followed with DAB staining.



### **ABCB5 Antibody (MA5-17026) in IHC**

Immunohistochemical analysis of paraffin-embedded liver cancer tissues using ABCB5 monoclonal antibody (Product # MA5-17026) followed with DAB staining.

[View more figures on thermofisher.com](https://www.thermofisher.com)

## Immunohistochemistry (1)

BMC cancer

### A novel spheroid-based co-culture model mimics loss of keratinocyte differentiation, melanoma cell invasion, and drug-induced selection of ABCB5-expressing cells.

"MA5-17026 was used in Immunohistochemistry-immunofluorescence to describe a novel, simple spheroid-based melanoma tri-culture model composed of fibroblasts, keratinocytes, and melanoma cells which mimicked features observed in early melanoma stages."

Authors: Klicks J, Maßlo C, Kluth A, Rudolf R, Hafner M

**Species**  
Human

**Dilution**  
Not Cited

**Year**  
2019

For Research Use Only. Not for use in diagnostic procedures. Not for resale without express authorization. Products are warranted to operate or perform substantially in conformance with published Product specifications in effect at the time of sale, as set forth in the Production documentation, specifications and/or accompanying package inserts ("Documentation"). No claim of suitability for use in applications regulated by FDA is made. The warranty provided herein is valid only when used by properly trained individuals. Unless otherwise stated in the Documentation, this warranty is limited to one year from date of shipment when the Product is subjected to normal, proper and intended usage. This warranty does not extend to anyone other than the Buyer. Any model or sample furnished to Buyer is merely illustrative of the general type and quality of goods and does not represent that any Product will conform to such model or sample. NO OTHER WARRANTIES, EXPRESS OR IMPLIED, ARE GRANTED INCLUDING WITHOUT LIMITATION, IMPLIED WARRANTIES OF MERCHANTABILITY, FITNESS FOR ANY PARTICULAR PURPOSE, OR NON INFRINGEMENT. BUYER'S EXCLUSIVE REMEDY FOR NON-CONFORMING PRODUCTS DURING THE WARRANTY PERIOD IS LIMITED TO REPAIR, REPLACEMENT OF OR REFUND FOR THE NON-CONFORMING PRODUCT(S) AT SELLER'S SOLE OPTION. THERE IS NO OBLIGATION TO REPAIR, REPLACE OR REFUND FOR PRODUCTS AS THE RESULT OF (I) ACCIDENT, DISASTER OR EVENT OF FORCE MAJEURE, (II) MISUSE, FAULT OR NEGLIGENCE OF OR BY BUYER, (III) USE OF THE PRODUCTS IN A MANNER FOR WHICH THEY WERE NOT DESIGNED, OR (IV) IMPROPER STORAGE AND HANDLING OF THE PRODUCTS. Unless otherwise expressly stated on the Product or in the documentation accompanying the Product, the Product is intended for research only and is not to be used for any other purpose, including without limitation, unauthorized commercial uses, in vitro diagnostic uses, ex vivo or in vivo therapeutic uses, or any type of consumption by or application to human or animals.