

PDE1B Monoclonal Antibody (5C4A3)

Product Details	
Size	100 µg
Species Reactivity	Human, Rat
Host/Isotope	Mouse / IgG1
Class	Monoclonal
Type	Antibody
Clone	5C4A3
Conjugate	Unconjugated
Immunogen	Purified recombinant fragment of human PDE1B (amino acids: 370-536) expressed in E. Coli.
Form	Liquid
Concentration	1 mg/mL
Purification	purified
Storage buffer	PBS
Contains	0.05% sodium azide
Storage Conditions	Store at 4°C short term. For long term storage, store at -20°C, avoiding freeze/thaw cycles.
RRID	AB_2538618

Applications	Tested Dilution	Publications
Flow Cytometry (Flow)	1:200 - 1:400	-
Immunohistochemistry (IHC)	1:200 - 1:1000	-
Western Blot (WB)	1:500 - 1:2000	-

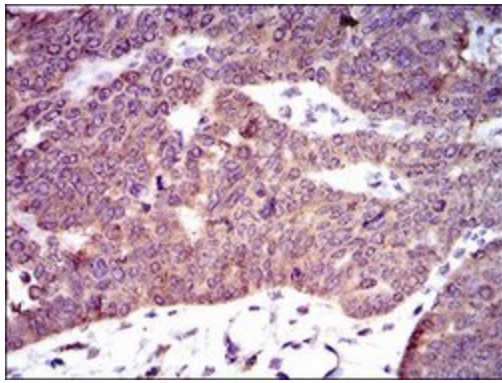
Product Specific Information

MA5-17147 targets PDE1B in FACS, IHC, pep-ELISA, and WB applications and shows reactivity with Human and Rat samples.

The MA5-17147 immunogen is purified recombinant fragment of human PDE1B (amino acids: 370-536) expressed in E. Coli.

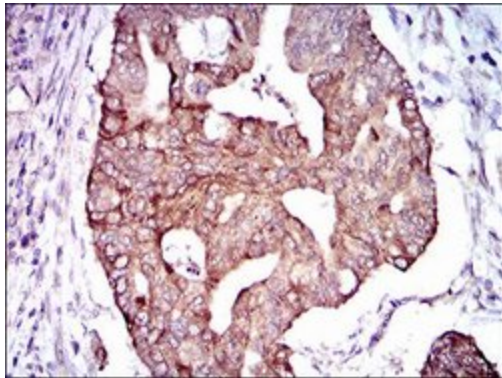
MA5-17147 detects PDE1B which has a predicted molecular weight of approximately 61.4kDa.

Product Images For PDE1B Monoclonal Antibody (5C4A3)



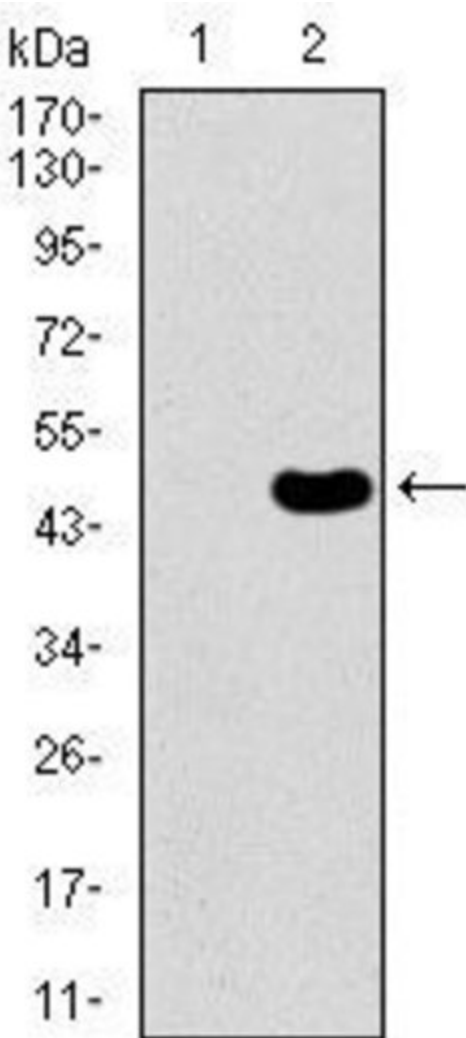
PDE1B Antibody (MA5-17147) in IHC

Immunohistochemical analysis of paraffin-embedded ovarian cancer tissues using PDE1B monoclonal antibody (Product # MA5-17147) followed with DAB staining.



PDE1B Antibody (MA5-17147) in IHC

Immunohistochemical analysis of paraffin-embedded rectum cancer tissues using PDE1B monoclonal antibody (Product # MA5-17147) followed with DAB staining.



PDE1B Antibody (MA5-17147) in WB

Western blot analysis of PDE1B using PDE1B monoclonal antibody (Product # MA5-17147) in HEK293 (1) and PDE1B (AA: 370-536) human IgG Fc transfected HEK293 (2) cell lysate.

View more figures on thermofisher.com

For Research Use Only. Not for use in diagnostic procedures. Not for resale without express authorization. Products are warranted to operate or perform substantially in conformance with published Product specifications in effect at the time of sale, as set forth in the Production documentation, specifications and/or accompanying package inserts ("Documentation"). No claim of suitability for use in applications regulated by FDA is made. The warranty provided herein is valid only when used by properly trained individuals. Unless otherwise stated in the Documentation, this warranty is limited to one year from date of shipment when the Product is subjected to normal, proper and intended usage. This warranty does not extend to anyone other than the Buyer. Any model or sample furnished to Buyer is merely illustrative of the general type and quality of goods and does not represent that any Product will conform to such model or sample. NO OTHER WARRANTIES, EXPRESS OR IMPLIED, ARE GRANTED INCLUDING WITHOUT LIMITATION, IMPLIED WARRANTIES OF MERCHANTABILITY, FITNESS FOR ANY PARTICULAR PURPOSE, OR NON INFRINGEMENT. BUYER'S EXCLUSIVE REMEDY FOR NON-CONFORMING PRODUCTS DURING THE WARRANTY PERIOD IS LIMITED TO REPAIR, REPLACEMENT OF OR REFUND FOR THE NON-CONFORMING PRODUCT(S) AT SELLER'S SOLE OPTION. THERE IS NO OBLIGATION TO REPAIR, REPLACE OR REFUND FOR PRODUCTS AS THE RESULT OF (I) ACCIDENT, DISASTER OR EVENT OF FORCE MAJEURE, (II) MISUSE, FAULT OR NEGLIGENCE OF OR BY BUYER, (III) USE OF THE PRODUCTS IN A MANNER FOR WHICH THEY WERE NOT DESIGNED, OR (IV) IMPROPER STORAGE AND HANDLING OF THE PRODUCTS. Unless otherwise expressly stated on the Product or in the documentation accompanying the Product, the Product is intended for research only and is not to be used for any other purpose, including without limitation, unauthorized commercial uses, in vitro diagnostic uses, ex vivo or in vivo therapeutic uses, or any type of consumption by or application to human or animals.