

PIK3CA Monoclonal Antibody (4F3)

Product Details	
Size	100 µg
Species Reactivity	Human
Published Species	Rat, Human
Host/Isotype	Mouse / IgG1
Class	Monoclonal
Type	Antibody
Clone	4F3
Conjugate	Unconjugated
Immunogen	Purified recombinant fragment of human PIK3CA expressed in E. Coli.
Form	Liquid
Concentration	1 mg/mL
Storage conditions	Store at 4°C short term. For long term storage, store at -20°C, avoiding freeze/thaw cycles.
RRID	AB_2538620

Applications	Tested Dilution	Publications
Western Blot (WB)	1:500-1:2,000	5 Publications
Immunocytochemistry (ICC/IF)	1:200-1:1,000	-
Flow Cytometry (Flow)	1:200 - 1:400	-
ELISA (ELISA)	1:10,000	-

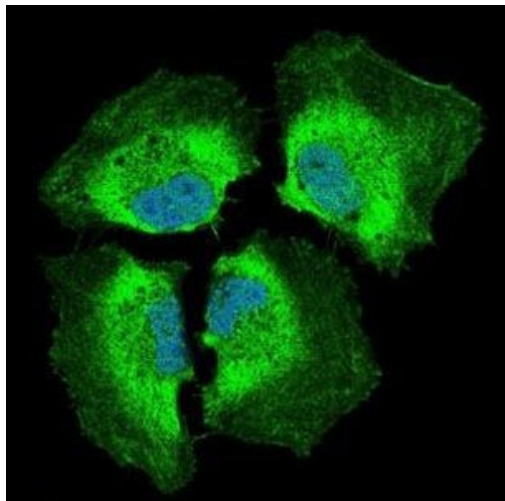
Product Specific Information

MA5-17149 targets PIK3CA in FACS, ICC, IF and WB applications and shows reactivity with Human samples.

The MA5-17149 immunogen is purified recombinant fragment of human PIK3CA expressed in E. Coli.

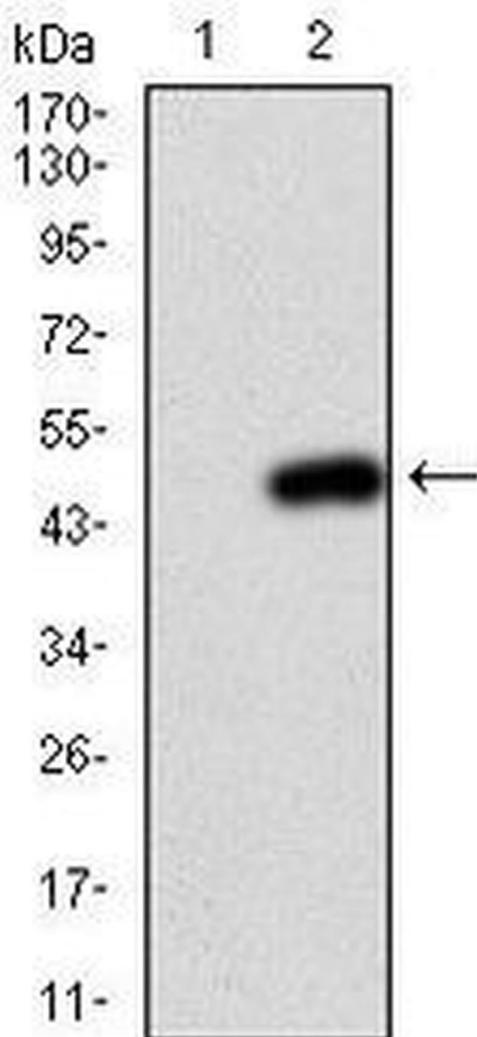
MA5-17149 detects PIK3CA which has a predicted molecular weight of approximately 124kDa.

Product Images For PIK3CA Monoclonal Antibody (4F3)



PIK3CA Antibody (MA5-17149) in ICC/IF

Immunofluorescence analysis of HeLa cells using PIK3CA monoclonal antibody (Product # MA5-17149) (Green). Blue: DRAQ5 fluorescent DNA dye.




PIK3CA Antibody (MA5-17149) in WB

Western blot analysis of PIK3CA using PIK3CA monoclonal antibody (Product # MA5-17149) in HEK293 (1) and PIK3CA (AA: 881-1068) human IgG Fc transfected HEK293 (2) cell lysate.

PIK3CA Antibody (MA5-17149) in WB

Western blot analysis of PIK3CA using a PIK3CA monoclonal antibody (Product # MA5-17149) against a human PIK3CA (AA: 881-1068) recombinant protein.



[View more figures on thermofisher.com](https://www.thermofisher.com)

Western Blot (5)

<p>International journal of molecular sciences</p> <p>Role of Periostin Expression in Non-Small Cell Lung Cancer: Periostin Silencing Inhibits the Migration and Invasion of Lung Cancer Cells via Regulation of MMP-2 Expression.</p> <p>"Published figure using PIK3CA monoclonal antibody (Product # MA5-17149) in Western Blot"</p> <p>Authors: Ratajczak-Wielgomias K,Kmiecik A,Dziegiel P</p>	<p>Year 2022</p> <p>Species Human</p> <p>Dilution 1:1000</p>
<p>Cytotechnology</p> <p>Silencing of soluble epoxide hydrolase 2 gene reduces H₂O₂-induced oxidative damage in rat intestinal epithelial IEC-6 cells via activating PI3K /Akt/GSK3 signaling pathway.</p> <p>"MA5-17149 was used in Western Blotting to explore the effects and molecular mechanism of siEPHX2 on H2O2-induced oxidative damage in rat intestinal epithelial IEC-6 cells."</p> <p>Authors: Li J,Luo J,Zhang Y,Tang C,Wang J,Chen C</p>	<p>Year 2020</p> <p>Species Rat</p> <p>Dilution 1:1000</p>

[View more WB references on thermofisher.com](#)

More applications with references on thermofisher.com

For Research Use Only. Not for use in diagnostic procedures. Not for resale without express authorization. Products are warranted to operate or perform substantially in conformance with published Product specifications in effect at the time of sale, as set forth in the Production documentation, specifications and/or accompanying package inserts ("Documentation"). No claim of suitability for use in applications regulated by FDA is made. The warranty provided herein is valid only when used by properly trained individuals. Unless otherwise stated in the Documentation, this warranty is limited to one year from date of shipment when the Product is subjected to normal, proper and intended usage. This warranty does not extend to anyone other than the Buyer. Any model or sample furnished to Buyer is merely illustrative of the general type and quality of goods and does not represent that any Product will conform to such model or sample. NO OTHER WARRANTIES, EXPRESS OR IMPLIED, ARE GRANTED INCLUDING WITHOUT LIMITATION, IMPLIED WARRANTIES OF MERCHANTABILITY, FITNESS FOR ANY PARTICULAR PURPOSE, OR NON INFRINGEMENT. BUYER'S EXCLUSIVE REMEDY FOR NON-CONFORMING PRODUCTS DURING THE WARRANTY PERIOD IS LIMITED TO REPAIR, REPLACEMENT OF OR REFUND FOR THE NON-CONFORMING PRODUCT(S) AT SELLER'S SOLE OPTION. THERE IS NO OBLIGATION TO REPAIR, REPLACE OR REFUND FOR PRODUCTS AS THE RESULT OF (I) ACCIDENT, DISASTER OR EVENT OF FORCE MAJEURE, (II) MISUSE, FAULT OR NEGLIGENCE OF OR BY BUYER, (III) USE OF THE PRODUCTS IN A MANNER FOR WHICH THEY WERE NOT DESIGNED, OR (IV) IMPROPER STORAGE AND HANDLING OF THE PRODUCTS. Unless otherwise expressly stated on the Product or in the documentation accompanying the Product, the Product is intended for research only and is not to be used for any other purpose, including without limitation, unauthorized commercial uses, in vitro diagnostic uses, ex vivo or in vivo therapeutic uses, or any type of consumption by or application to human or animals.