

c-Raf Monoclonal Antibody (4G4)

Product Details	
Size	100 µg
Species Reactivity	Human, Non-human primate, Rat
Host/Isotype	Mouse / IgG1
Class	Monoclonal
Type	Antibody
Clone	4G4
Conjugate	Unconjugated
Immunogen	Purified recombinant fragment of human RAF1 expressed in E. Coli.
Form	Liquid
Concentration	1 mg/mL
Purification	purified
Storage buffer	PBS
Contains	0.05% sodium azide
Storage Conditions	Store at 4°C short term. For long term storage, store at -20°C, avoiding freeze/thaw cycles.
RRID	AB_2538633

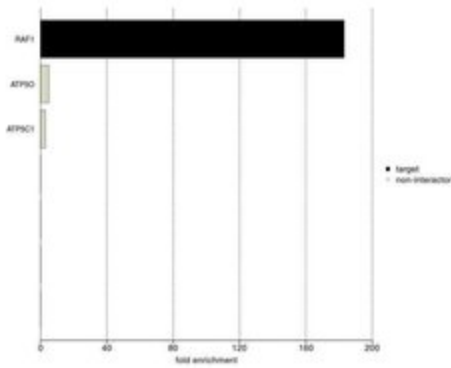
Applications	Tested Dilution	Publications
Western Blot (WB)	1:500 - 1:2000	-
Immunohistochemistry (IHC)	1:200 - 1:1000	-
Flow Cytometry (Flow)	1:200 - 1:400	-

Product Specific Information

MA5-17162 targets RAF1 in FACS, IHC, and WB applications and shows reactivity with Human samples.

The MA5-17162 immunogen is purified recombinant fragment of human RAF1 expressed in E. Coli.

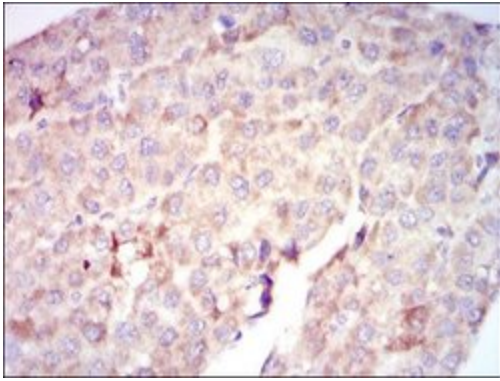
Advanced Verification Data



c-Raf Antibody (MA5-17162)

IP-MS enrichment of RAF1 (LFQ intensity): RAF1 was enriched 183-fold from BT549 lysate compared to background proteins, using the optimized IP-MS workflow with Pierce MS-Compatible Magnetic IP Kit protein A/G (Product # 90409) and RAF1 antibody (Product # MA5-17162). The STRING database (www.string-db.org) was used to identify the protein interactor list. See more information on IP-MS verification of antibody selectivity. IP-MS validation info.

Product Images For c-Raf Monoclonal Antibody (4G4)

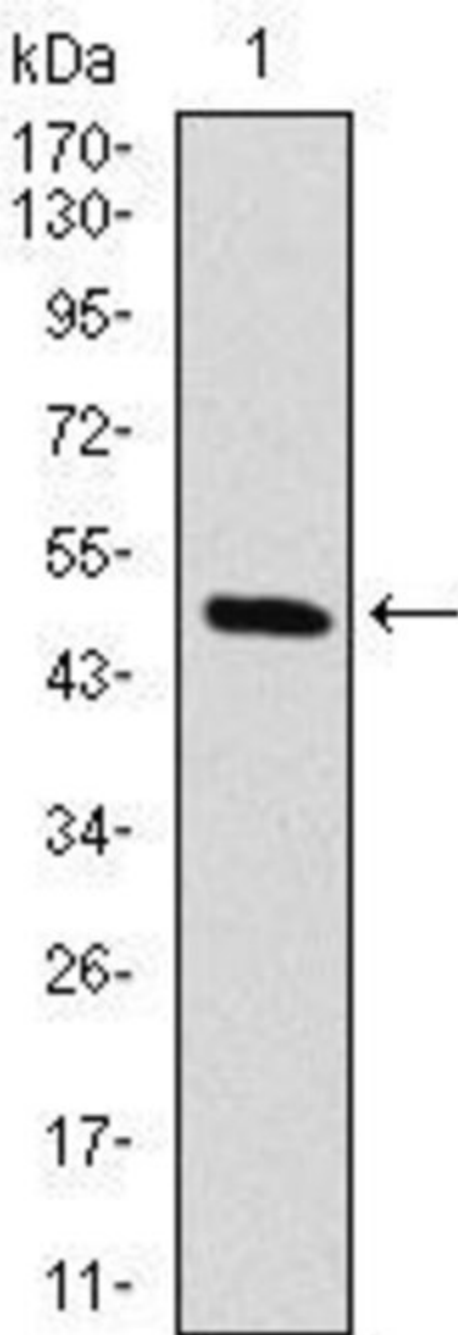


c-Raf Antibody (MA5-17162) in IHC

Immunohistochemical analysis of paraffin-embedded liver cancer tissues using RAF1 monoclonal antibody (Product # MA5-17162) followed with DAB staining.

c-Raf Antibody (MA5-17162) in WB

Western blot analysis of RAF1 using a RAF1 monoclonal antibody (Product # MA5-17162) against a human RAF1 (AA: 198-407) recombinant protein.



View more figures on thermofisher.com

For Research Use Only. Not for use in diagnostic procedures. Not for resale without express authorization. Products are warranted to operate or perform substantially in conformance with published Product specifications in effect at the time of sale, as set forth in the Production documentation, specifications and/or accompanying package inserts ("Documentation"). No claim of suitability for use in applications regulated by FDA is made. The warranty provided herein is valid only when used by properly trained individuals. Unless otherwise stated in the Documentation, this warranty is limited to one year from date of shipment when the Product is subjected to normal, proper and intended usage. This warranty does not extend to anyone other than the Buyer. Any model or sample furnished to Buyer is merely illustrative of the general type and quality of goods and does not represent that any Product will conform to such model or sample. NO OTHER WARRANTIES, EXPRESS OR IMPLIED, ARE GRANTED INCLUDING WITHOUT LIMITATION, IMPLIED WARRANTIES OF MERCHANTABILITY, FITNESS FOR ANY PARTICULAR PURPOSE, OR NON INFRINGEMENT. BUYER'S EXCLUSIVE REMEDY FOR NON-CONFORMING PRODUCTS DURING THE WARRANTY PERIOD IS LIMITED TO REPAIR, REPLACEMENT OF OR REFUND FOR THE NON-CONFORMING PRODUCT(S) AT SELLER'S SOLE OPTION. THERE IS NO OBLIGATION TO REPAIR, REPLACE OR REFUND FOR PRODUCTS AS THE RESULT OF (I) ACCIDENT, DISASTER OR EVENT OF FORCE MAJEURE, (II) MISUSE, FAULT OR NEGLIGENCE OF OR BY BUYER, (III) USE OF THE PRODUCTS IN A MANNER FOR WHICH THEY WERE NOT DESIGNED, OR (IV) IMPROPER STORAGE AND HANDLING OF THE PRODUCTS. Unless otherwise expressly stated on the Product or in the documentation accompanying the Product, the Product is intended for research only and is not to be used for any other purpose, including without limitation, unauthorized commercial uses, in vitro diagnostic uses, ex vivo or in vivo therapeutic uses, or any type of consumption by or application to human or animals.