

SHH Monoclonal Antibody (5H4)

Product Details	
Size	100 µg
Species	Human, Mouse, Non-human primate
Expression System	Mouse / IgG1
Class	Monoclonal
Type	Antibody
Clone	5H4
Conjugate	Unconjugated
Immunogen	Purified recombinant fragment of human SHH (amino acids: 26-161) expressed in E. Coli.
Form	Liquid
Concentration	1 mg/mL
Purification	purified
Storage buffer	PBS
Contains	0.05% sodium azide
Storage Conditions	Store at 4°C short term. For long term storage, store at -20°C, avoiding freeze/thaw cycles.
RRID	AB_2538644

Applications	Tested Dilution	Publications
Flow Cytometry (Flow)	1:200 - 1:400	-
Immunohistochemistry (IHC)	1:200 - 1:1000	-
Western Blot (WB)	1:500 - 1:2000	-

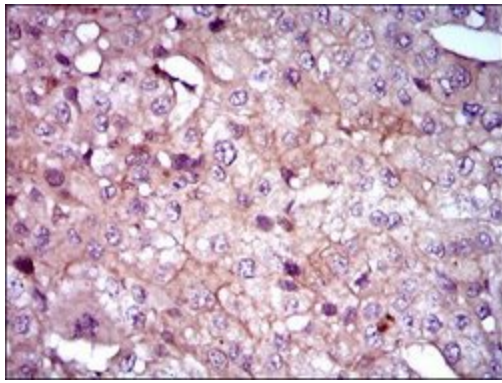
Product Specific Information

MA5-17173 targets SHH in FACS, IHC and WB applications and shows reactivity with Human, Mouse, and Non-human primate samples.

The MA5-17173 immunogen is purified recombinant fragment of human SHH (amino acids: 26-161) expressed in E. Coli.

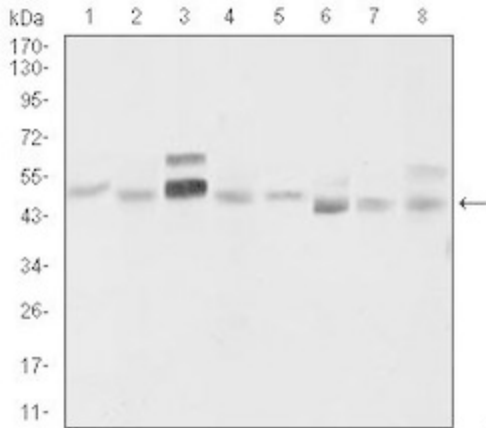
MA5-17173 detects SHH which has a predicted molecular weight of approximately 49.6kDa.

Product Images For SHH Monoclonal Antibody (5H4)



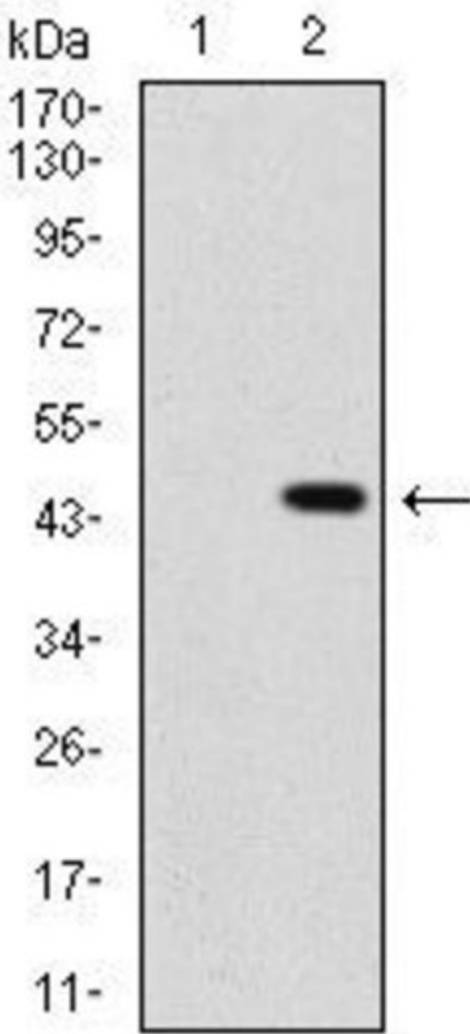
SHH Antibody (MA5-17173) in IHC

Immunohistochemical analysis of paraffin-embedded liver cancer tissues using SHH monoclonal antibody (Product # MA5-17173) followed with DAB staining.



SHH Antibody (MA5-17173) in WB

Western blot analysis of SHH using SHH monoclonal antibody (Product # MA5-17173) in LNCaP (1), HepG2 (2), PANC-1 (3), HeLa (4), SK-N-SH (5), F9 (6), NIH3T3 (7), and COS-7 (8) cell lysate.



SHH Antibody (MA5-17173) in WB

Western blot analysis of SHH using SHH monoclonal antibody (Product # MA5-17173) in HEK293 (1) and SHH (AA: 26-161) human IgG Fc transfected HEK293 (2) cell lysate.

[View more figures on thermofisher.com](https://www.thermofisher.com)

For Research Use Only. Not for use in diagnostic procedures. Not for resale without express authorization. Products are warranted to operate or perform substantially in conformance with published Product specifications in effect at the time of sale, as set forth in the Production documentation, specifications and/or accompanying package inserts ("Documentation"). No claim of suitability for use in applications regulated by FDA is made. The warranty provided herein is valid only when used by properly trained individuals. Unless otherwise stated in the Documentation, this warranty is limited to one year from date of shipment when the Product is subjected to normal, proper and intended usage. This warranty does not extend to anyone other than the Buyer. Any model or sample furnished to Buyer is merely illustrative of the general type and quality of goods and does not represent that any Product will conform to such model or sample. NO OTHER WARRANTIES, EXPRESS OR IMPLIED, ARE GRANTED INCLUDING WITHOUT LIMITATION, IMPLIED WARRANTIES OF MERCHANTABILITY, FITNESS FOR ANY PARTICULAR PURPOSE, OR NON INFRINGEMENT. BUYER'S EXCLUSIVE REMEDY FOR NON-CONFORMING PRODUCTS DURING THE WARRANTY PERIOD IS LIMITED TO REPAIR, REPLACEMENT OF OR REFUND FOR THE NON-CONFORMING PRODUCT(S) AT SELLER'S SOLE OPTION. THERE IS NO OBLIGATION TO REPAIR, REPLACE OR REFUND FOR PRODUCTS AS THE RESULT OF (I) ACCIDENT, DISASTER OR EVENT OF FORCE MAJEURE, (II) MISUSE, FAULT OR NEGLIGENCE OF OR BY BUYER, (III) USE OF THE PRODUCTS IN A MANNER FOR WHICH THEY WERE NOT DESIGNED, OR (IV) IMPROPER STORAGE AND HANDLING OF THE PRODUCTS. Unless otherwise expressly stated on the Product or in the documentation accompanying the Product, the Product is intended for research only and is not to be used for any other purpose, including without limitation, unauthorized commercial uses, in vitro diagnostic uses, ex vivo or in vivo therapeutic uses, or any type of consumption by or application to human or animals.