

# GAD65 Monoclonal Antibody (144)


Product Details	
Size	100 µL
Species Reactivity	Human, Mouse, Rat
Published Species	Human
Host/Isotype	Mouse / IgG1
Class	Monoclonal
Type	Antibody
Clone	144
Conjugate	Unconjugated
Immunogen	Synthetic peptide: GSGFWSFGSEDGSGDSEN conjugated to KLH, corresponding to amino acids 4-22 of Human GAD65
Form	Liquid
Concentration	1 mg/mL
Purification	Affinity chromatography
Storage buffer	PBS
Contains	0.09% sodium azide
Storage conditions	Store at 4°C short term. For long term storage, store at -20°C, avoiding freeze/thaw cycles.
RRID	AB_2539436

Applications	Tested Dilution	Publications
Western Blot (WB)	1 µg/mL	1 Publication
Flow Cytometry (Flow)	Assay-dependent	-
Immunoprecipitation (IP)	Assay-dependent	-

## Product Specific Information


This target has a predicted molecular weight of 65 kDa.

Product Images For GAD65 Monoclonal Antibody (144)



GAD65 Antibody (MA5-18053) in WB

Western blot was performed using Anti-GAD65 Monoclonal Antibody (144), (Product # MA5-18053) and a 60 kDa band corresponding to GAD65 was observed in the tissues tested along with Mouse IgG at ~25kDa. Tissue extracts (30 µg lysate) of Mouse brain (Lane 1), Rat brain (Lane 2), Mouse kidney (Lane 3), and Rat kidney (Lane 4) were electrophoresed using Novex® NuPAGE® 4-12 % Bis-Tris gel (Product # NP0321BOX). Resolved proteins were then transferred onto a nitrocellulose membrane (Product # IB23001) by iBlot® 2 Dry Blotting System (Product # IB21001). The blot was probed with the primary antibody (1 µg /ml) and detected by chemiluminescence with Goat anti-Mouse IgG (H+L), Superclonal™ Recombinant Secondary Antibody, HRP conjugate (Product # A28177, 1:4000 dilution) using the iBright FL 1000 (Product # A32752). Chemiluminescent detection was performed using Novex® ECL Chemiluminescent Substrate Reagent Kit (Product # WP20005).

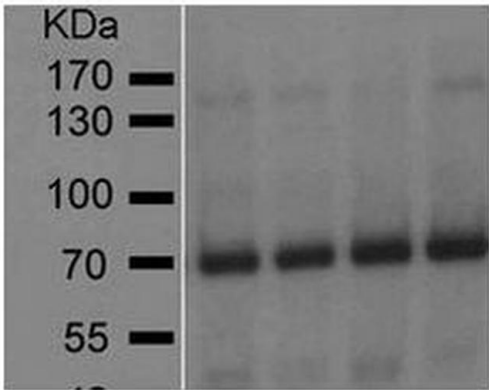


GAD65 Antibody (MA5-18053)

Antibody specificity was demonstrated by detection of differential basal expression of the target across tissue tested owing to their inherent genetic constitution. Relative expression of GAD65 was observed in Mouse brain, Rat brain in comparison to Mouse kidney and Rat kidney using Anti-GAD65 monoclonal antibody (144) (Product # MA5-18053) in Western Blot. (<https://doi.org/10.1073/pnas.95.17.10055>). {RE}

GAD65 Antibody (MA5-18053) in WB

Western blot analysis of GAD2/GAD65 in tissue lysates from human brain synaptosomes (20 µg) using a GAD2/GAD65 monoclonal antibody (Product # MA5-18053) at a dilution of 1:1000. Tissue lysates were blocked in PBST for 18 hours at 4°C prior to analysis.



Western Blot (1)

Nucleic acids research

Cells deficient in base-excision repair reveal cancer hallmarks originating from adjustments to genetic instability.

"MA5-18053 was used in western blot to test if base excision repair-deficient cells are a source of pre-cancerous cells"

Authors: Markkanen E,Fischer R,Ledentcova M,Kessler BM,Dianov GL

Year  
2015

Species  
Human

For Research Use Only. Not for use in diagnostic procedures. Not for resale without express authorization. Products are warranted to operate or perform substantially in conformance with published Product specifications in effect at the time of sale, as set forth in the Production documentation, specifications and/or accompanying package inserts ("Documentation"). No claim of suitability for use in applications regulated by FDA is made. The warranty provided herein is valid only when used by properly trained individuals. Unless otherwise stated in the Documentation, this warranty is limited to one year from date of shipment when the Product is subjected to normal, proper and intended usage. This warranty does not extend to anyone other than the Buyer. Any model or sample furnished to Buyer is merely illustrative of the general type and quality of goods and does not represent that any Product will conform to such model or sample. NO OTHER WARRANTIES, EXPRESS OR IMPLIED, ARE GRANTED INCLUDING WITHOUT LIMITATION, IMPLIED WARRANTIES OF MERCHANTABILITY, FITNESS FOR ANY PARTICULAR PURPOSE, OR NON INFRINGEMENT. BUYER'S EXCLUSIVE REMEDY FOR NON-CONFORMING PRODUCTS DURING THE WARRANTY PERIOD IS LIMITED TO REPAIR, REPLACEMENT OF OR REFUND FOR THE NON-CONFORMING PRODUCT(S) AT SELLER'S SOLE OPTION. THERE IS NO OBLIGATION TO REPAIR, REPLACE OR REFUND FOR PRODUCTS AS THE RESULT OF (I) ACCIDENT, DISASTER OR EVENT OF FORCE MAJEURE, (II) MISUSE, FAULT OR NEGLIGENCE OF OR BY BUYER, (III) USE OF THE PRODUCTS IN A MANNER FOR WHICH THEY WERE NOT DESIGNED, OR (IV) IMPROPER STORAGE AND HANDLING OF THE PRODUCTS. Unless otherwise expressly stated on the Product or in the documentation accompanying the Product, the Product is intended for research only and is not to be used for any other purpose, including without limitation, unauthorized commercial uses, in vitro diagnostic uses, ex vivo or in vivo therapeutic uses, or any type of consumption by or application to human or animals.