

# IL-1 beta Monoclonal Antibody (2805)

Product Details	
Size	500 µg
Species Reactivity	Human, Mouse
Host/Isotype	Mouse / IgG1
Class	Monoclonal
Type	Antibody
Clone	2805
Conjugate	Unconjugated
Immunogen	E. coli-derived recombinant human IL-1 beta/IL-1F2
Form	Lyophilized
Concentration	0.5 mg/mL
Purification	Protein A/G
Storage buffer	PBS with 5% trehalose
Contains	No Preservative
Storage Conditions	-20° C, Avoid Freeze/Thaw Cycles
RRID	AB_2609796

Applications	Tested Dilution	Publications
Western Blot (WB)	1 µg/mL	-
Immunocytochemistry (ICC)	8-25 µg/mL	-
Immunofluorescence (IF)	8-25 µg/mL	-
ELISA (ELISA)	0.1-0.4 µg/mL (Detection), 2-8 µg/mL (Capture)	-
Neutralization (Neu)	0.05-0.2 µg/mL	-

## Product Specific Information


In sandwich ELISAs, this antibody shows less than 4% cross-reactivity with recombinant rat (rr) IL-1 beta and less than 0.1% with recombinant porcine (rp) IL-1 beta, rhIL-1 alpha, rpIL-1 alpha, rrIL-1 alpha, rm IL-1 alpha, and rmIL-1 beta.

Reconstitute at 0.5 mg/mL in sterile PBS.


Endotoxin level is <0.10 EU per 1 µg of the antibody by the LAL method.

### IL-1 beta Antibody (MA5-23691)

Altered expression of proteins upon cell treatment demonstrates antibody specificity. Western blot using IL-1 beta Monoclonal Antibody (2805) (Product # MA5-23691), shows an induction of expression in THP-1 upon treatment with Lipopolysaccharide. Cell treatment validation info.



### Product Images For IL-1 beta Monoclonal Antibody (2805)

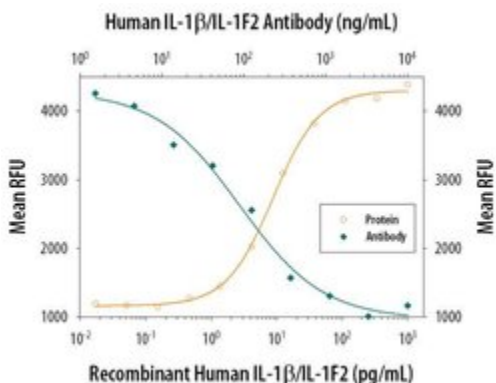


### IL-1 beta Antibody (MA5-23691) in WB

Western blot was performed using Anti-IL-1 beta Monoclonal Antibody (2805) (Product # MA5-23691) and a 35 kDa band corresponding to Interleukin-1 beta was observed across in THP-1, upon treatment with Lipopolysaccharide. Whole cell extracts (30 µg lysate) of THP-1 (Lane 1), THP-1 (Lipopolysaccharide (1 µg/mL), 18 hours) (Lane 2), RAW 264.7 (Lane 3), BeWo (Lane 4) were electrophoresed using NuPAGE™ 12% Bis-Tris Protein Gel (Product # NP0342BOX). Resolved proteins were then transferred onto a Nitrocellulose membrane (Product # IB23002) by iBlot® 2 Dry Blotting System (Product # IB21001). The blot was probed with the primary antibody (1 µg/mL) and detected by chemiluminescence with Goat anti-Mouse IgG (H+L) Superclonal™ Recombinant Secondary Antibody, HRP (Product # A28177, 1: 4000) using the iBright FL 1000 (Product # A32752). Chemiluminescent detection was performed using Novex® ECL Chemiluminescent Substrate Reagent Kit (Product # WP20005).

### IL-1 beta Antibody (MA5-23691) in WB

Western blot analysis from lysates of THP-1 human acute monocytic leukemia cell line untreated (-) or treated (+) with 200 nM PMA for 24 hours and 10 µg/mL LPS and 3 hours. PVDF membrane was probed with 1 µg/mL of mouse Anti-human IL-1β/IL-1F2 Monoclonal Antibody (Product # MA5-23691) followed by HRP-conjugated Anti-mouse IgG Secondary Antibody. A specific band was detected for IL-1β/IL-1F2 at approximately 36 kDa (as indicated). This experiment was conducted under reducing conditions.



## View more figures on [thermofisher.com](https://thermofisher.com)

For Research Use Only. Not for use in diagnostic procedures. Not for resale without express authorization. Products are warranted to operate or perform substantially in conformance with published Product specifications in effect at the time of sale, as set forth in the Production documentation, specifications and/or accompanying package inserts ("Documentation"). No claim of suitability for use in applications regulated by FDA is made. The warranty provided herein is valid only when used by properly trained individuals. Unless otherwise stated in the Documentation, this warranty is limited to one year from date of shipment when the Product is subjected to normal, proper and intended usage. This warranty does not extend to anyone other than the Buyer. Any model or sample furnished to Buyer is merely illustrative of the general type and quality of goods and does not represent that any Product will conform to such model or sample. NO OTHER WARRANTIES, EXPRESS OR IMPLIED, ARE GRANTED INCLUDING WITHOUT LIMITATION, IMPLIED WARRANTIES OF MERCHANTABILITY, FITNESS FOR ANY PARTICULAR PURPOSE, OR NON INFRINGEMENT. BUYER'S EXCLUSIVE REMEDY FOR NON-CONFORMING PRODUCTS DURING THE WARRANTY PERIOD IS LIMITED TO REPAIR, REPLACEMENT OF OR REFUND FOR THE NON-CONFORMING PRODUCT(S) AT SELLER'S SOLE OPTION. THERE IS NO OBLIGATION TO REPAIR, REPLACE OR REFUND FOR PRODUCTS AS THE RESULT OF (I) ACCIDENT, DISASTER OR EVENT OF FORCE MAJEURE, (II) MISUSE, FAULT OR NEGLIGENCE OF OR BY BUYER, (III) USE OF THE PRODUCTS IN A MANNER FOR WHICH THEY WERE NOT DESIGNED, OR (IV) IMPROPER STORAGE AND HANDLING OF THE PRODUCTS. Unless otherwise expressly stated on the Product or in the documentation accompanying the Product, the Product is intended for research only and is not to be used for any other purpose, including without limitation, unauthorized commercial uses, in vitro diagnostic uses, ex vivo or in vivo therapeutic uses, or any type of consumption by or application to human or animals.