

CEACAM6 Monoclonal Antibody (439424)

Product Details	
Size	100 µg
Species Reactivity	Human, Mouse
Published Species	Human
Host/Isotype	Mouse / IgG2a
Class	Monoclonal
Type	Antibody
Clone	439424
Conjugate	Unconjugated
Immunogen	Mouse myeloma cell line NS0-derived recombinant human CEACAM-6/CD66c Lys35-Gly320
Form	Lyophilized
Concentration	0.5 mg/mL
Purification	Protein A/G
Storage buffer	PBS with 5% trehalose
Contains	No Preservative
Storage conditions	-20° C, Avoid Freeze/Thaw Cycles
RRID	AB_2608852

Applications	Tested Dilution	Publications
Western Blot (WB)	1 µg/mL	1 Publication
Flow Cytometry (Flow)	2.5 µg per million cells	-

Product Specific Information


In direct ELISAs and Western blots, no cross-reactivity with recombinant human CEACAM-1, -3, or -5 is observed.

Reconstitute at 0.5 mg/mL in sterile PBS.

Product Images For CEACAM6 Monoclonal Antibody (439424)

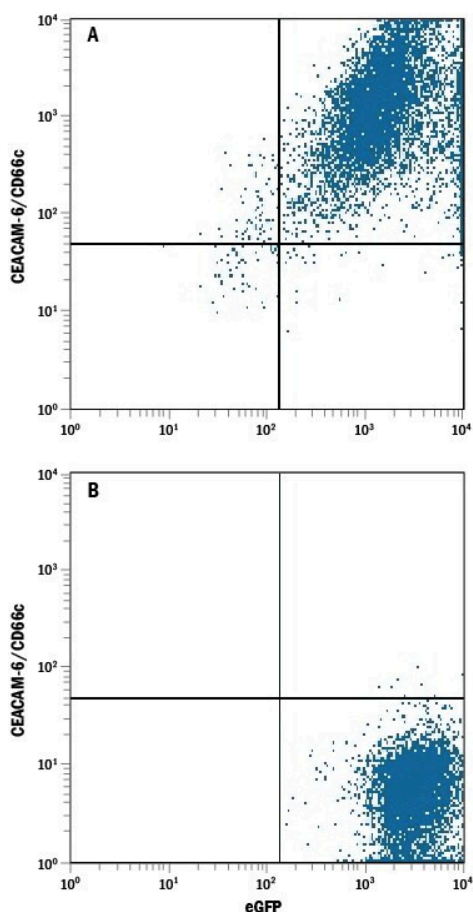
CEACAM6 Antibody (MA5-24164) in WB

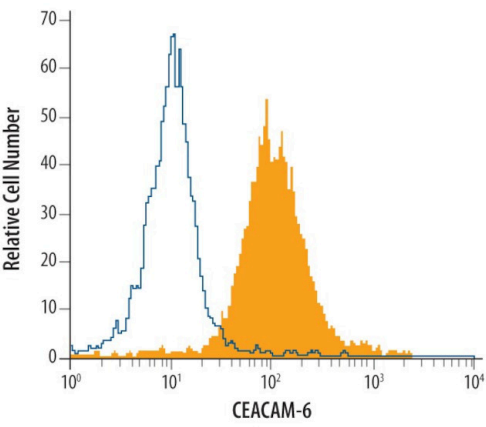
Western blot was performed using Anti-CEACAM6 Monoclonal Antibody (439424) (Product # MA5-24164) and a 80 kDa band corresponding to Carcinoembryonic antigen-related cell adhesion molecule 6 was observed across tissues tested. Tissue extracts (50 µg lysate) of Mouse Liver (Lane 1), Mouse Lung (Lane 2), Mouse Ovary (Lane 3) and Mouse Heart (Lane 4) were electrophoresed using NuPAGE™ 10% Bis-Tris Protein Gel (Product # NP0301BOX). Resolved proteins were then transferred onto a Nitrocellulose membrane (Product # IB23001) by iBlot® 2 Dry Blotting System (Product # IB21001). The blot was probed with the primary antibody (0.5 µg/mL) and detected by chemiluminescence with Goat anti-Mouse IgG (H+L) Superclonal™ Recombinant Secondary Antibody, HRP (Product # A28177, 1:8000 dilution) using the iBright FL 1000 (Product # A32752). Chemiluminescent detection was performed using SuperSignal™ West Dura Extended Duration Substrate (Product # 34076).



CEACAM6 Antibody (MA5-24164) in Flow

Flow cytometry of CEACAM6 in HEK293 human embryonic kidney cell line transfected with (A) human CEACAM-6/CD66c or (B) irrelevant transfectants and eGFP. Samples were incubated in CEACAM6 monoclonal antibody (Product # MA5-24164) followed by Allophycocyanin-conjugated Anti-Mouse IgG Secondary Antibody. Quadrant markers were set based on control antibody staining.





CEACAM6 Antibody (MA5-24164) in Flow

Flow cytometry of CEACAM6 in Human whole blood granulocytes. Samples were incubated in CEACAM6 monoclonal antibody (Product # MA5-24164) or isotype control antibody followed by Phycoerythrin-conjugated Anti-Mouse IgG F(ab)2 Secondary Antibody.

[View more figures on thermofisher.com](#)

1 Reference

Western Blot (1)

Molecules and cells	Year 2020
Biological Functions and Identification of Novel Biomarker Expressed on the Surface of Breast Cancer-Derived Cancer Stem Cells via Proteomic Analysis.	Species Human
"Published figure using CEACAM6 monoclonal antibody (Product # MA5-24164) in Western Blot"	Dilution 1:1250
Authors: Koh EY,You JE,Jung SH,Kim PH	

For Research Use Only. Not for use in diagnostic procedures. Not for resale without express authorization. Products are warranted to operate or perform substantially in conformance with published Product specifications in effect at the time of sale, as set forth in the Production documentation, specifications and/or accompanying package inserts ("Documentation"). No claim of suitability for use in applications regulated by FDA is made. The warranty provided herein is valid only when used by properly trained individuals. Unless otherwise stated in the Documentation, this warranty is limited to one year from date of shipment when the Product is subjected to normal, proper and intended usage. This warranty does not extend to anyone other than the Buyer. Any model or sample furnished to Buyer is merely illustrative of the general type and quality of goods and does not represent that any Product will conform to such model or sample. NO OTHER WARRANTIES, EXPRESS OR IMPLIED, ARE GRANTED INCLUDING WITHOUT LIMITATION, IMPLIED WARRANTIES OF MERCHANTABILITY, FITNESS FOR ANY PARTICULAR PURPOSE, OR NON INFRINGEMENT. BUYER'S EXCLUSIVE REMEDY FOR NON-CONFORMING PRODUCTS DURING THE WARRANTY PERIOD IS LIMITED TO REPAIR, REPLACEMENT OF OR REFUND FOR THE NON-CONFORMING PRODUCT(S) AT SELLER'S SOLE OPTION. THERE IS NO OBLIGATION TO REPAIR, REPLACE OR REFUND FOR PRODUCTS AS THE RESULT OF (I) ACCIDENT, DISASTER OR EVENT OF FORCE MAJEURE, (II) MISUSE, FAULT OR NEGLIGENCE OF OR BY BUYER, (III) USE OF THE PRODUCTS IN A MANNER FOR WHICH THEY WERE NOT DESIGNED, OR (IV) IMPROPER STORAGE AND HANDLING OF THE PRODUCTS. Unless otherwise expressly stated on the Product or in the documentation accompanying the Product, the Product is intended for research only and is not to be used for any other purpose, including without limitation, unauthorized commercial uses, in vitro diagnostic uses, ex vivo or in vivo therapeutic uses, or any type of consumption by or application to human or animals.