

XRCC4 Monoclonal Antibody (5C10)

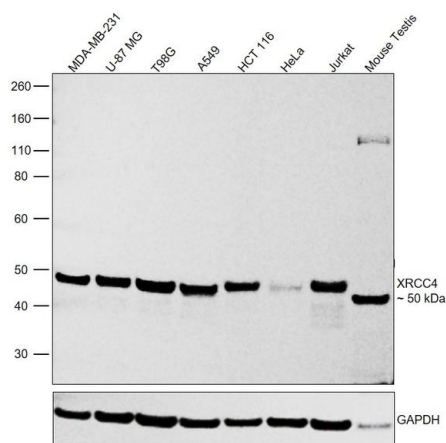
Product Details	
Size	100 µL
Species Reactivity	Human, Mouse
Host/Isotype	Mouse / IgG1
Class	Monoclonal
Type	Antibody
Clone	5C10
Conjugate	Unconjugated
Immunogen	Recombinant Protein of Human XRCC4
Form	Liquid
Concentration	1 mg/mL
Purification	Antigen affinity chromatography
Storage buffer	PBS, pH 7.4, with 50% glycerol, 0.5% BSA
Contains	0.02% sodium azide
Storage conditions	-20° C, Avoid Freeze/Thaw Cycles
RRID	AB_2633355

Applications	Tested Dilution	Publications
Western Blot (WB)	1:2,000	-
Immunoprecipitation (IP)	1:200	-

Product Specific Information

The antibody detects endogenous XRCC4 proteins.

Product Images For XRCC4 Monoclonal Antibody (5C10)

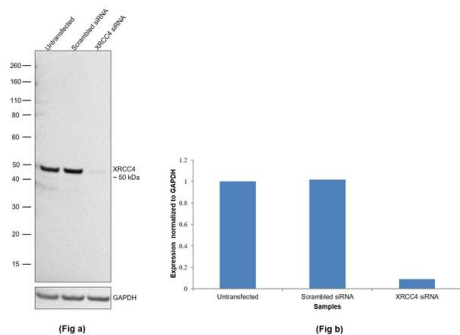


XRCC4 Antibody (MA5-24383) in WB

Western blot was performed using Anti-XRCC4 Monoclonal Antibody (5C10) (Product # MA5-24383) and a 50kDa band corresponding to DNA repair protein XRCC4 was observed. Nuclear enriched extracts (30 μ g lysate) of MDA-MB-231 (Lane 1), U-87 MG (Lane 2), T98G (Lane 3), A549 (Lane 4), HCT 116 (Lane 5), HeLa (Lane 6), Jurkat (Lane 7) and tissue extract (30 μ g lysate) of Mouse Testis (Lane 8) were electrophoresed using NuPAGE™ 4-12% Bis-Tris Protein Gel (Product # NP0322BOX). Resolved proteins were then transferred onto a Nitrocellulose membrane (Product # IB23001) by iBlot® 2 Dry Blotting System (Product # IB21001). The blot was probed with the primary antibody (1:2000) and detected by chemiluminescence with Goat anti-Mouse IgG (H+L) Superclonal™ Recombinant Secondary Antibody, HRP (Product # A28177, 1:4000) using the iBright FL 1000 (Product # A32752). Chemiluminescent detection was performed using Novex® ECL Chemiluminescent Substrate Reagent Kit (Product # WP20005).

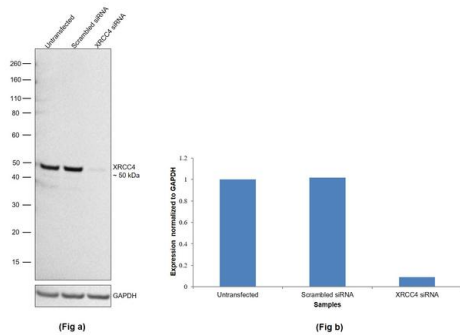
XRCC4 Antibody (MA5-24383)

Antibody specificity was demonstrated by siRNA mediated knockdown of target protein. U-87 MG cells were transfected with DNA repair protein XRCC4 siRNA and decrease in signal intensity was observed in Western Blot application using Anti-XRCC4 Monoclonal Antibody (5C10) (Product # MA5-24383). {KD}



XRCC4 Antibody (MA5-24383) in WB

Knockdown of DNA repair protein XRCC4 was achieved by transfecting U-87 MG with DNA repair protein XRCC4 specific siRNAs (Silencer® select Product # s531571, s531572). Western blot analysis (Fig. a) was performed using Nuclear enriched extracts from the DNA repair protein XRCC4 knockdown cells (lane 3), non-targeting scrambled siRNA transfected cells (lane 2) and untransfected cells (lane 1). The blot was probed with XRCC4 Monoclonal Antibody (5C10) (Product # MA5-24383, 1:2000) and Goat anti-Mouse IgG (H+L) Superclonal™ Recombinant Secondary Antibody, HRP (Product # A28177, 1:4000). Densitometric analysis of this western blot is shown in histogram (Fig. b). Decrease in signal upon siRNA mediated knock down confirms that antibody is specific to DNA repair protein XRCC4.



View more figures on thermofisher.com

For Research Use Only. Not for use in diagnostic procedures. Not for resale without express authorization. Products are warranted to operate or perform substantially in conformance with published Product specifications in effect at the time of sale, as set forth in the Production documentation, specifications and/or accompanying package inserts ("Documentation"). No claim of suitability for use in applications regulated by FDA is made. The warranty provided herein is valid only when used by properly trained individuals. Unless otherwise stated in the Documentation, this warranty is limited to one year from date of shipment when the Product is subjected to normal, proper and intended usage. This warranty does not extend to anyone other than the Buyer. Any model or sample furnished to Buyer is merely illustrative of the general type and quality of goods and does not represent that any Product will conform to such model or sample. NO OTHER WARRANTIES, EXPRESS OR IMPLIED, ARE GRANTED INCLUDING WITHOUT LIMITATION, IMPLIED WARRANTIES OF MERCHANTABILITY, FITNESS FOR ANY PARTICULAR PURPOSE, OR NON INFRINGEMENT. BUYER'S EXCLUSIVE REMEDY FOR NON-CONFORMING PRODUCTS DURING THE WARRANTY PERIOD IS LIMITED TO REPAIR, REPLACEMENT OF OR REFUND FOR THE NON-CONFORMING PRODUCT(S) AT SELLER'S SOLE OPTION. THERE IS NO OBLIGATION TO REPAIR, REPLACE OR REFUND FOR PRODUCTS AS THE RESULT OF (I) ACCIDENT, DISASTER OR EVENT OF FORCE MAJEURE, (II) MISUSE, FAULT OR NEGLIGENCE OF OR BY BUYER, (III) USE OF THE PRODUCTS IN A MANNER FOR WHICH THEY WERE NOT DESIGNED, OR (IV) IMPROPER STORAGE AND HANDLING OF THE PRODUCTS. Unless otherwise expressly stated on the Product or in the documentation accompanying the Product, the Product is intended for research only and is not to be used for any other purpose, including without limitation, unauthorized commercial uses, in vitro diagnostic uses, ex vivo or in vivo therapeutic uses, or any type of consumption by or application to human or animals.