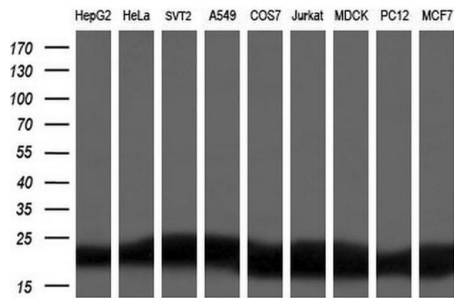


DHFR Monoclonal Antibody (OTI3A11)

Product Details	
Size	100 µL
Species Reactivity	Human
Host/Isotype	Mouse / IgG2b
Class	Monoclonal
Type	Antibody
Clone	OTI3A11
Conjugate	Unconjugated
Immunogen	Full-length protein expressed in 293T cell transfected with human DHFR expression vector
Form	Liquid
Concentration	1 mg/mL
Purification	Affinity Chromatography
Storage buffer	PBS, pH 7.3, with 1% BSA, 50% glycerol
Contains	0.02% sodium azide
Storage conditions	-20° C, Avoid Freeze/Thaw Cycles
RRID	AB_2723062

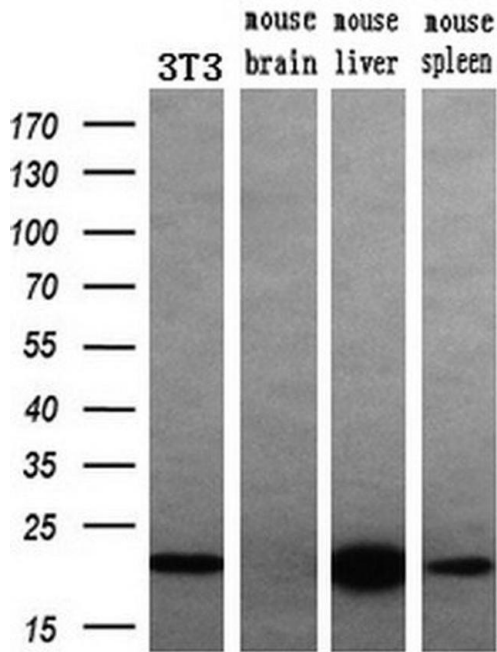
Applications	Tested Dilution	Publications
Western Blot (WB)	1:200	-
Immunohistochemistry (Paraffin) (IHC (P))	1:50	-

Product Images For DHFR Monoclonal Antibody (OTI3A11)



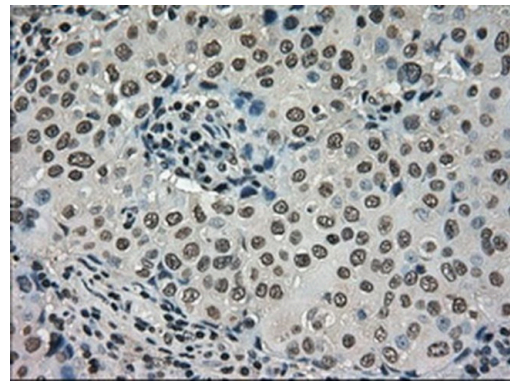
DHFR Antibody (MA5-24945) in WB

Western blot analysis of DHFR in HepG2, HeLa, SVT2, A549, COS7, Jurkat, MDCK, PC12 and MCF7 cells using 35 µg per lane. Samples were separated by SDS-PAGE and probed with DHFR (Product # MA5-24945) monoclonal antibody.



DHFR Antibody (MA5-24945) in WB

Western blot analysis of DHFR in 3T3 cells, mouse brain, mouse liver, mouse spleen lysate using 10 µg per lane. Samples were probed with DHFR (Product # MA5-24945) monoclonal antibody at a dilution of 1:200.



DHFR Antibody (MA5-24945) in IHC (P)

Immunohistochemistry was performed on paraffin-embedded adenocarcinoma of breast tissue. To expose target proteins, 10mM citric buffer, pH6.0, 100°C for 10min was used. Following antigen retrieval, tissues were probed with a DHFR monoclonal antibody (Product # MA5-24945) at a dilution of 1:50.

View more figures on thermofisher.com

For Research Use Only. Not for use in diagnostic procedures. Not for resale without express authorization. Products are warranted to operate or perform substantially in conformance with published Product specifications in effect at the time of sale, as set forth in the Production documentation, specifications and/or accompanying package inserts ("Documentation"). No claim of suitability for use in applications regulated by FDA is made. The warranty provided herein is valid only when used by properly trained individuals. Unless otherwise stated in the Documentation, this warranty is limited to one year from date of shipment when the Product is subjected to normal, proper and intended usage. This warranty does not extend to anyone other than the Buyer. Any model or sample furnished to Buyer is merely illustrative of the general type and quality of goods and does not represent that any Product will conform to such model or sample. NO OTHER WARRANTIES, EXPRESS OR IMPLIED, ARE GRANTED INCLUDING WITHOUT LIMITATION, IMPLIED WARRANTIES OF MERCHANTABILITY, FITNESS FOR ANY PARTICULAR PURPOSE, OR NON INFRINGEMENT. BUYER'S EXCLUSIVE REMEDY FOR NON-CONFORMING PRODUCTS DURING THE WARRANTY PERIOD IS LIMITED TO REPAIR, REPLACEMENT OF OR REFUND FOR THE NON-CONFORMING PRODUCT(S) AT SELLER'S SOLE OPTION. THERE IS NO OBLIGATION TO REPAIR, REPLACE OR REFUND FOR PRODUCTS AS THE RESULT OF (I) ACCIDENT, DISASTER OR EVENT OF FORCE MAJEURE, (II) MISUSE, FAULT OR NEGLIGENCE OF OR BY BUYER, (III) USE OF THE PRODUCTS IN A MANNER FOR WHICH THEY WERE NOT DESIGNED, OR (IV) IMPROPER STORAGE AND HANDLING OF THE PRODUCTS. Unless otherwise expressly stated on the Product or in the documentation accompanying the Product, the Product is intended for research only and is not to be used for any other purpose, including without limitation, unauthorized commercial uses, in vitro diagnostic uses, ex vivo or in vivo therapeutic uses, or any type of consumption by or application to human or animals.