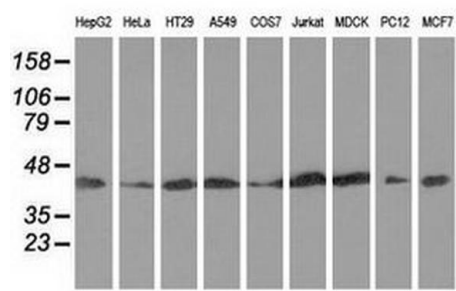


DNAJA2 Monoclonal Antibody (OTI3A10)

Product Details	
Size	100 µL
Species Reactivity	Dog, Human, Non-human primate, Rat
Host/Isotype	Mouse / IgG1
Class	Monoclonal
Type	Antibody
Clone	OTI3A10
Conjugate	Unconjugated
Immunogen	Full length human recombinant protein of DNAJA2 produced in HEK293T cell
Form	Liquid
Concentration	0.37 mg/mL
Purification	Affinity Chromatography
Storage buffer	PBS, pH 7.3, with 1% BSA, 50% glycerol
Contains	0.02% sodium azide
Storage conditions	-20° C, Avoid Freeze/Thaw Cycles
RRID	AB_2723075

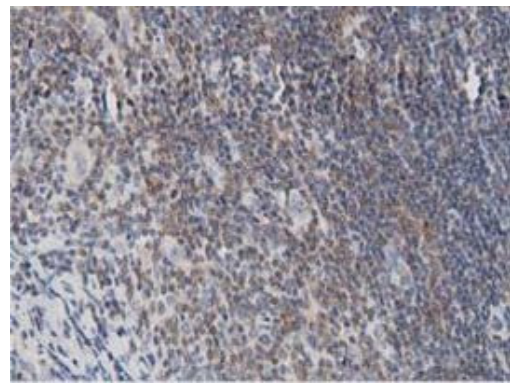
Applications	Tested Dilution	Publications
Western Blot (WB)	1:500	-
Immunohistochemistry (Paraffin) (IHC (P))	1:50-1:150	-
Immunocytochemistry (ICC/IF)	1:100	-
Flow Cytometry (Flow)	1:100	-

Product Images For DNAJA2 Monoclonal Antibody (OTI3A10)



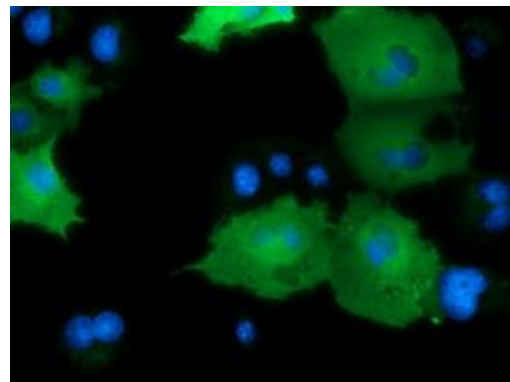
DNAJA2 Antibody (MA5-25232) in WB

Western blot analysis of DNAJA2 in HepG2, HeLa, HT29, A549, COS7, Jurkat, MDCK, PC12, MCF7 cells using 35 µg per lane. Samples were probed with DNAJA2 (Product # MA5-25232) monoclonal antibody.



DNAJA2 Antibody (MA5-25232) in IHC (P)

Immunohistochemistry was performed on paraffin-embedded human lymphoma tissue. To expose target proteins, 10mM citric buffer, pH6.0, 100°C for 10min was used. Following antigen retrieval, tissues were probed with a DNAJA2 monoclonal antibody (Product # MA5-25232) at a dilution of 1:50.



DNAJA2 Antibody (MA5-25232) in ICC/IF

Immunofluorescent analysis of DNAJA2 in COS7 cells. Cells were transfected with a plasmid overexpressing DNAJA2 and probed with a DNAJA2 monoclonal antibody (Product # MA5-25232).

[View more figures on thermofisher.com](#)

For Research Use Only. Not for use in diagnostic procedures. Not for resale without express authorization. Products are warranted to operate or perform substantially in conformance with published Product specifications in effect at the time of sale, as set forth in the Production documentation, specifications and/or accompanying package inserts ("Documentation"). No claim of suitability for use in applications regulated by FDA is made. The warranty provided herein is valid only when used by properly trained individuals. Unless otherwise stated in the Documentation, this warranty is limited to one year from date of shipment when the Product is subjected to normal, proper and intended usage. This warranty does not extend to anyone other than the Buyer. Any model or sample furnished to Buyer is merely illustrative of the general type and quality of goods and does not represent that any Product will conform to such model or sample. NO OTHER WARRANTIES, EXPRESS OR IMPLIED, ARE GRANTED INCLUDING WITHOUT LIMITATION, IMPLIED WARRANTIES OF MERCHANTABILITY, FITNESS FOR ANY PARTICULAR PURPOSE, OR NON INFRINGEMENT. BUYER'S EXCLUSIVE REMEDY FOR NON-CONFORMING PRODUCTS DURING THE WARRANTY PERIOD IS LIMITED TO REPAIR, REPLACEMENT OF OR REFUND FOR THE NON-CONFORMING PRODUCT(S) AT SELLER'S SOLE OPTION. THERE IS NO OBLIGATION TO REPAIR, REPLACE OR REFUND FOR PRODUCTS AS THE RESULT OF (I) ACCIDENT, DISASTER OR EVENT OF FORCE MAJEURE, (II) MISUSE, FAULT OR NEGLIGENCE OF OR BY BUYER, (III) USE OF THE PRODUCTS IN A MANNER FOR WHICH THEY WERE NOT DESIGNED, OR (IV) IMPROPER STORAGE AND HANDLING OF THE PRODUCTS. Unless otherwise expressly stated on the Product or in the documentation accompanying the Product, the Product is intended for research only and is not to be used for any other purpose, including without limitation, unauthorized commercial uses, in vitro diagnostic uses, ex vivo or in vivo therapeutic uses, or any type of consumption by or application to human or animals.