

DCK Monoclonal Antibody (GT10412)

Product Details	
Size	100 µL
Species Reactivity	Human, Mouse, Rat
Host/Isotope	Mouse / IgG2b
Class	Monoclonal
Type	Antibody
Clone	GT10412
Conjugate	Unconjugated
Immunogen	Recombinant protein encompassing a sequence within the center region of human DCK. The exact sequence is proprietary.
Form	Liquid
Concentration	2.01 mg/mL
Purification	Protein A
Storage buffer	PBS
Contains	no preservative
Storage Conditions	Store at 4°C short term. For long term storage, store at -20°C, avoiding freeze/thaw cycles.
RRID	AB_2735161

Applications	Tested Dilution	Publications
Immunocytochemistry (ICC)	1:100-1:1000	-
Immunofluorescence (IF)	1:100-1:1000	-
Immunohistochemistry (Paraffin) (IHC (P))	1:100-1:1000	-
Immunoprecipitation (IP)	1:100-1:500	-
Western Blot (WB)	1:1,000-1:10,000	-

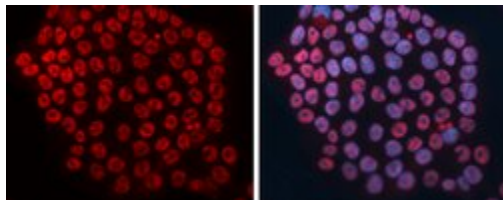
Product Specific Information

Positive Control: A431, HeLa, HepG2, 293T, A549, H1299, HCT116, Neuro 2A, C8D30, NIH-3T3, Raw264.7, PC-12, Rat2

Predicted Reactivity: Rhesus Monkey (96%), Bovine (95%)

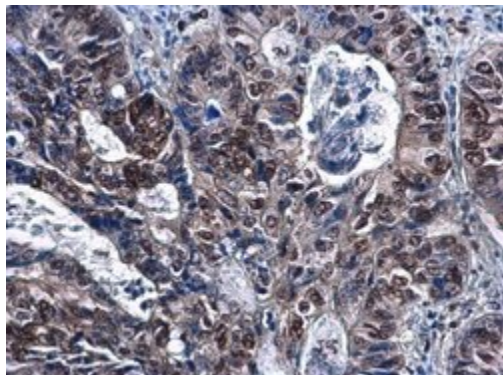
Store product as a concentrated solution. Centrifuge briefly prior to opening the vial.

Product Images For DCK Monoclonal Antibody (GT10412)



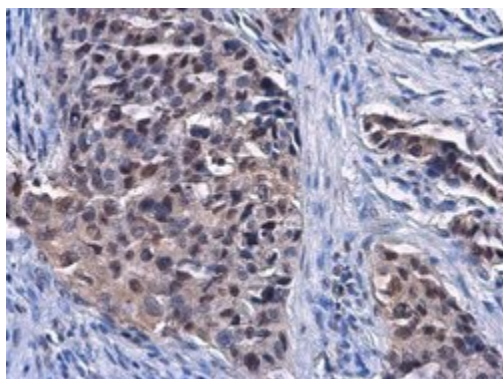
DCK Antibody (MA5-27740) in IF

Immunofluorescent analysis of DCK in HCT 116 cells. Samples were treated with 4% paraformaldehyde at RT for 15 min and incubated with DCK monoclonal antibody (Product # MA5-27740) using a dilution of 1:500, followed by Hoechst.



DCK Antibody (MA5-27740) in IHC (P)

Immunohistochemistry analysis of DCK in paraffin-embedded human colon carcinoma. Sample was incubated with DCK monoclonal antibody (Product # MA5-27740) using a dilution of 1:1000.



DCK Antibody (MA5-27740) in IHC (P)

Immunohistochemistry analysis of DCK in paraffin-embedded human lung cancer. Sample was incubated with DCK monoclonal antibody (Product # MA5-27740) using a dilution of 1:1000.

[View more figures on thermofisher.com](https://www.thermofisher.com)

For Research Use Only. Not for use in diagnostic procedures. Not for resale without express authorization. Products are warranted to operate or perform substantially in conformance with published Product specifications in effect at the time of sale, as set forth in the Production documentation, specifications and/or accompanying package inserts ("Documentation"). No claim of suitability for use in applications regulated by FDA is made. The warranty provided herein is valid only when used by properly trained individuals. Unless otherwise stated in the Documentation, this warranty is limited to one year from date of shipment when the Product is subjected to normal, proper and intended usage. This warranty does not extend to anyone other than the Buyer. Any model or sample furnished to Buyer is merely illustrative of the general type and quality of goods and does not represent that any Product will conform to such model or sample. NO OTHER WARRANTIES, EXPRESS OR IMPLIED, ARE GRANTED INCLUDING WITHOUT LIMITATION, IMPLIED WARRANTIES OF MERCHANTABILITY, FITNESS FOR ANY PARTICULAR PURPOSE, OR NON-INFRINGEMENT. BUYER'S EXCLUSIVE REMEDY FOR NON-CONFORMING PRODUCTS DURING THE WARRANTY PERIOD IS LIMITED TO REPAIR, REPLACEMENT OF OR REFUND FOR THE NON-CONFORMING PRODUCT(S) AT SELLER'S SOLE OPTION. THERE IS NO OBLIGATION TO REPAIR, REPLACE OR REFUND FOR PRODUCTS AS THE RESULT OF (I) ACCIDENT, DISASTER OR EVENT OF FORCE MAJEURE, (II) MISUSE, FAULT OR NEGLIGENCE OF OR BY BUYER, (III) USE OF THE PRODUCTS IN A MANNER FOR WHICH THEY WERE NOT DESIGNED, OR (IV) IMPROPER STORAGE AND HANDLING OF THE PRODUCTS. Unless otherwise expressly stated on the Product or in the documentation accompanying the Product, the Product is intended for research only and is not to be used for any other purpose, including without limitation, unauthorized commercial uses, in vitro diagnostic uses, ex vivo or in vivo therapeutic uses, or any type of consumption by or application to human or animals.