

# Human Serum Albumin Recombinant Rabbit Monoclonal Antibody (101)

Product Details	
Size	100 µL
Species Reactivity	Human
Host/Isotope	Rabbit / IgG
Class	Recombinant Monoclonal
Type	Antibody
Clone	101
Conjugate	Unconjugated
Immunogen	Human Serum Albumin/HSA
Form	Liquid
Purification	Protein A
Storage buffer	PBS, pH 6
Contains	no preservative
Storage Conditions	Maintain refrigerated at 2-8°C for up to 1 month. For long term storage store at -20°C

Applications	Tested	Dilution	Published
ELISA (ELISA)	✓	1:5000-1:10000	
Flow Cytometry (Flow)	✓	1:25-1:100	
Immunocytochemistry (ICC)	✓	1:20-1:100	
Immunofluorescence (IF)	✓	1:20-1:100	
Immunoprecipitation (IP)	✓	0.5-2 µL/mg of lysate	
Western Blot (WB)	✓	1:500-1:2000	

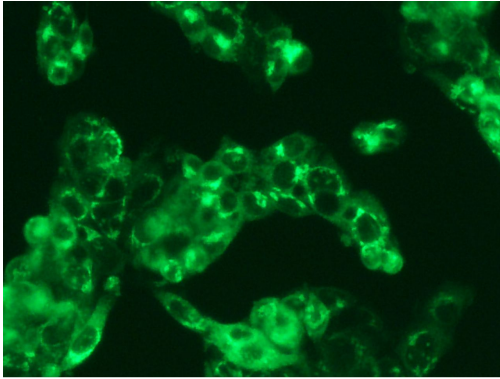
## Product Specific Information

This product is preservative free. It is recommended to add sodium azide to avoid contamination (final concentration 0.05%-0.1%).

Recombinant rabbit monoclonal antibodies are produced using in vitro expression systems. The expression systems are developed by cloning in the specific antibody DNA sequences from immunoreactive rabbits. Then, individual clones are screened to select the best candidates for production. The advantages of using recombinant rabbit monoclonal antibodies include: better specificity and sensitivity, lot-to-lot consistency, animal origin-free formulations, and broader immunoreactivity to diverse targets due to larger rabbit immune repertoire.


This antibody has specificity for Human Serum Albumin/HSA.

## Product Images For Human Serum Albumin Recombinant Rabbit Monoclonal Antibody (101)



### Human Serum Albumin Antibody (MA5-29022) in IF

Immunofluorescence staining of Human HSA in HepG2 cells. Cells were fixed with 4% PFA, permeabilized with 0.3% Triton X-100 in PBS, blocked with 10% serum, and incubated with Human Serum Albumin Monoclonal Antibody (Product # MA5-29022) (1:60) at 37° C 1 hour. Then cells were stained with the Alexa Fluor 488-conjugated Goat Anti-rabbit IgG secondary antibody (green). Positive staining was localized to cytoplasm.

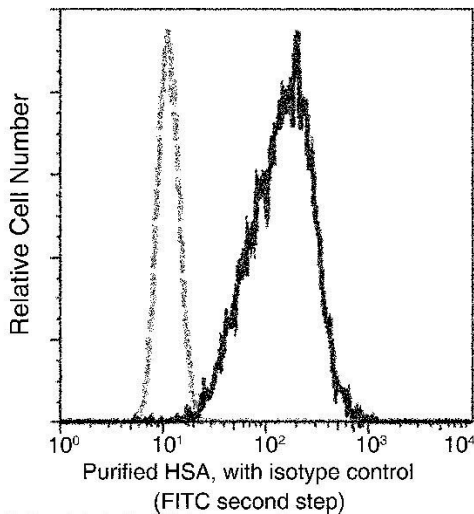


### Human Serum Albumin Antibody (MA5-29022) in WB

Western blot analysis of Human Serum Albumin in Lane A: HepG2 Whole Cell Lysate (30 µg). Samples were probed using a Human Serum Albumin Monoclonal Antibody (Product # MA5-29022) at a 1:500 dilution, followed by a Goat Anti-Rabbit IgG (H+L), Dylight 800 Secondary Antibody at a 1:10000 dilution. Western blot was performed under reducing conditions. Predicted band size:68 kDa. Observed band size:68 kDa.

### Human Serum Albumin Antibody (MA5-29022) in Flow

Flow cytometric analysis of Human HSA expression on HepG2 cells. The cells were treated, stained with Human Serum Albumin Monoclonal Antibody (Product # MA5-29022), then a FITC-conjugated second step antibody. The fluorescence histograms were derived from gated events with the forward and side light-scatter characteristics of intact cells.



View more figures on [thermofisher.com](https://www.thermofisher.com)

For Research Use Only. Not for use in diagnostic procedures. Not for resale without express authorization. Products are warranted to operate or perform substantially in conformance with published Product specifications in effect at the time of sale, as set forth in the Production documentation, specifications and/or accompanying package inserts ("Documentation"). No claim of suitability for use in applications regulated by FDA is made. The warranty provided herein is valid only when used by properly trained individuals. Unless otherwise stated in the Documentation, this warranty is limited to one year from date of shipment when the Product is subjected to normal, proper and intended usage. This warranty does not extend to anyone other than the Buyer. Any model or sample furnished to Buyer is merely illustrative of the general type and quality of goods and does not represent that any Product will conform to such model or sample. NO OTHER WARRANTIES, EXPRESS OR IMPLIED, ARE GRANTED INCLUDING WITHOUT LIMITATION, IMPLIED WARRANTIES OF MERCHANTABILITY, FITNESS FOR ANY PARTICULAR PURPOSE, OR NON-INFRINGEMENT. BUYER'S EXCLUSIVE REMEDY FOR NON-CONFORMING PRODUCTS DURING THE WARRANTY PERIOD IS LIMITED TO REPAIR, REPLACEMENT OF OR REFUND FOR THE NON-CONFORMING PRODUCT(S) AT SELLER'S SOLE OPTION. THERE IS NO OBLIGATION TO REPAIR, REPLACE OR REFUND FOR PRODUCTS AS THE RESULT OF (I) ACCIDENT, DISASTER OR EVENT OF FORCE MAJEURE, (II) MISUSE, FAULT OR NEGLIGENCE OF OR BY BUYER, (III) USE OF THE PRODUCTS IN A MANNER FOR WHICH THEY WERE NOT DESIGNED, OR (IV) IMPROPER STORAGE AND HANDLING OF THE PRODUCTS. Unless otherwise expressly stated on the Product or in the documentation accompanying the Product, the Product is intended for research only and is not to be used for any other purpose, including without limitation, unauthorized commercial uses, in vitro diagnostic uses, ex vivo or in vivo therapeutic uses, or any type of consumption by or application to human or animals.