

CD147 Monoclonal Antibody (6H11C1)

Product Details	
Size	100 µL
Species Reactivity	Human
Host/Isotype	Mouse / IgG2a
Class	Monoclonal
Type	Antibody
Clone	6H11C1
Conjugate	Unconjugated
Immunogen	Recombinant Human CD147 protein
Form	Liquid
Concentration	1 mg/mL
Purification	Protein A
Storage buffer	PBS
Contains	no preservative
Storage conditions	Maintain refrigerated at 2-8°C for up to 1 month. For long term storage store at -20°C
RRID	AB_2784991

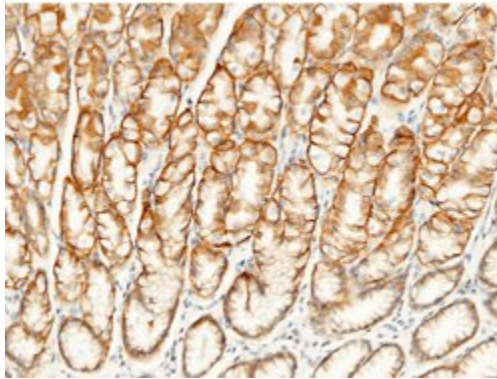
Applications	Tested Dilution	Publications
Immunohistochemistry (Paraffin) (IHC (P))	1:50-1:200	-
ELISA (ELISA)	1:1,000-1:2,000	-

Product Specific Information

This product is preservative free. It is recommended to add sodium azide to avoid contamination (final concentration 0.05%-0.1%).

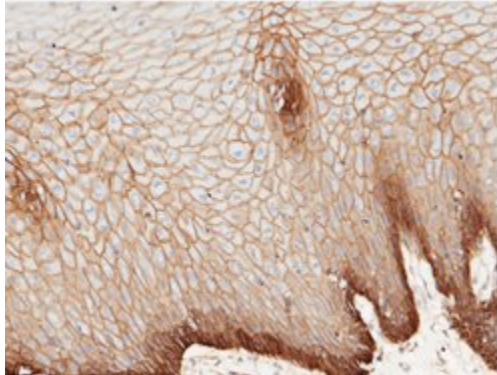
This antibody has specificity for Human CD147/Basigin/BSG.

Product Images For CD147 Monoclonal Antibody (6H11C1)



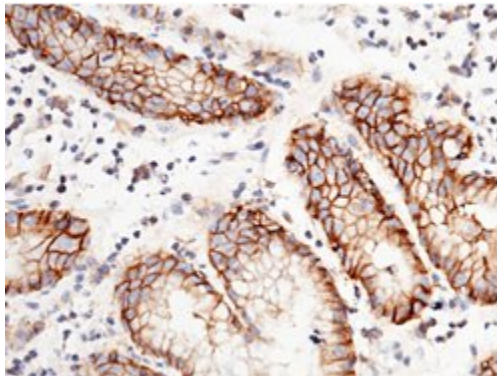
CD147 Antibody (MA5-29058) in IHC (P)

Immunohistochemical staining of human CD147 in human esophagus with CD147 Monoclonal Antibody (6H11C1) (Product # MA5-29058, 1:100, formalin-fixed paraffin embedded sections). The image showing membrane staining of squamous epithelium cell.



CD147 Antibody (MA5-29058) in IHC (P)

Immunohistochemical staining of human CD147 in human gastric cancer with CD147 Monoclonal Antibody (6H11C1) (Product # MA5-29058, 1:100, formalin-fixed paraffin embedded sections). The image showing membrane staining of epithelium cell.



CD147 Antibody (MA5-29058) in IHC (P)

Immunohistochemical staining of human CD147 in human stomach with CD147 Monoclonal Antibody (6H11C1) (Product # MA5-29058, 1:60, formalin-fixed paraffin embedded sections). The image showing membrane staining of epithelium cell.

For Research Use Only. Not for use in diagnostic procedures. Not for resale without express authorization. Products are warranted to operate or perform substantially in conformance with published Product specifications in effect at the time of sale, as set forth in the Production documentation, specifications and/or accompanying package inserts ("Documentation"). No claim of suitability for use in applications regulated by FDA is made. The warranty provided herein is valid only when used by properly trained individuals. Unless otherwise stated in the Documentation, this warranty is limited to one year from date of shipment when the Product is subjected to normal, proper and intended usage. This warranty does not extend to anyone other than the Buyer. Any model or sample furnished to Buyer is merely illustrative of the general type and quality of goods and does not represent that any Product will conform to such model or sample. NO OTHER WARRANTIES, EXPRESS OR IMPLIED, ARE GRANTED INCLUDING WITHOUT LIMITATION, IMPLIED WARRANTIES OF MERCHANTABILITY, FITNESS FOR ANY PARTICULAR PURPOSE, OR NON INFRINGEMENT. BUYER'S EXCLUSIVE REMEDY FOR NON-CONFORMING PRODUCTS DURING THE WARRANTY PERIOD IS LIMITED TO REPAIR, REPLACEMENT OF OR REFUND FOR THE NON-CONFORMING PRODUCT(S) AT SELLER'S SOLE OPTION. THERE IS NO OBLIGATION TO REPAIR, REPLACE OR REFUND FOR PRODUCTS AS THE RESULT OF (I) ACCIDENT, DISASTER OR EVENT OF FORCE MAJEURE, (II) MISUSE, FAULT OR NEGLIGENCE OF OR BY BUYER, (III) USE OF THE PRODUCTS IN A MANNER FOR WHICH THEY WERE NOT DESIGNED, OR (IV) IMPROPER STORAGE AND HANDLING OF THE PRODUCTS. Unless otherwise expressly stated on the Product or in the documentation accompanying the Product, the Product is intended for research only and is not to be used for any other purpose, including without limitation, unauthorized commercial uses, in vitro diagnostic uses, ex vivo or in vivo therapeutic uses, or any type of consumption by or application to human or animals.