

PMP70 Monoclonal Antibody (CL2524)

Product Details	
Size	100 µL
Species Reactivity	Human
Host/Isotope	Mouse / IgG1
Class	Monoclonal
Type	Antibody
Clone	CL2524
Conjugate	Unconjugated
Immunogen	Recombinant protein corresponding to Human ABCD3
Form	Liquid
Concentration	1 mg/mL
Purification	Protein A
Storage buffer	PBS, pH 7.2, with 40% glycerol
Contains	0.02% sodium azide
Storage Conditions	Store at 4°C short term. For long term storage, store at -20°C, avoiding freeze/thaw cycles.
RRID	AB_2787005

Applications	Tested Dilution	Publications
Immunocytochemistry (ICC)	2-10 µg/mL	-
Immunofluorescence (IF)	2-10 µg/mL	-
Immunohistochemistry (Paraffin) (IHC (P))	1:200-1:500	-

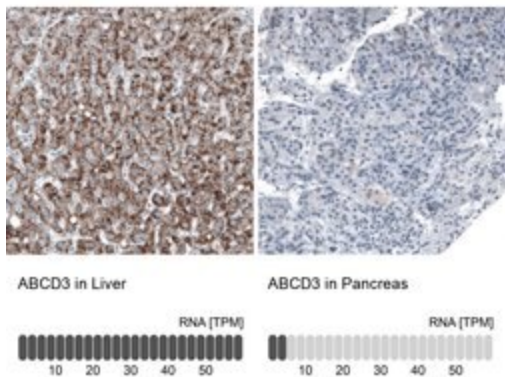
Product Specific Information

Immunogen sequence: MVSQQEKGIE GVQVIPLIPG AGEIIIADNI IKFDHVPLAT PNGDVLIRDL NFEVRSGANV LICGP

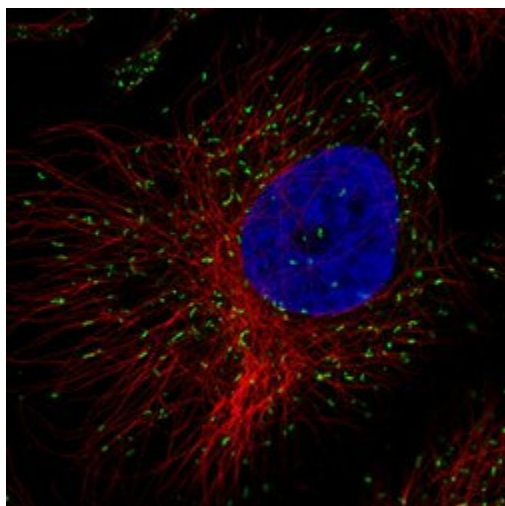
Advanced Verification Data

PMP70 Antibody (MA5-31368)

Relative expression in different tissues in IHC: Detection of differential expression levels of PMP70 demonstrates antibody specificity. Immunohistochemical analysis of PMP70 using anti-PMP70 Monoclonal Antibody (CL2524) (Product #MA5-31368), shows significant staining of PMP70 in liver and shows minimal or weak staining in pancreas tissues. The relative expression levels of PMP70 within each tissue is shown using RNA-Seq. Relative expression validation info.

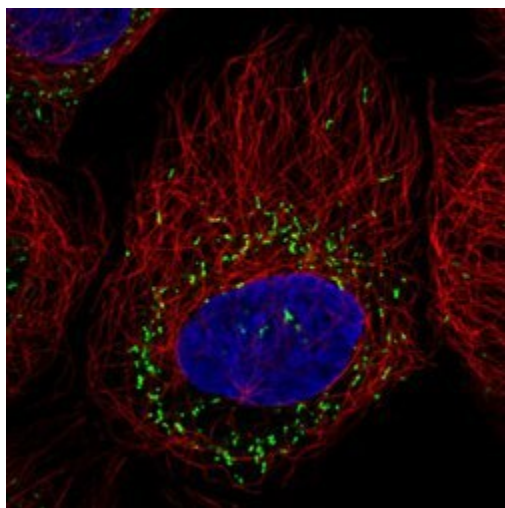


Product Images For PMP70 Monoclonal Antibody (CL2524)



PMP70 Antibody (MA5-31368) in IF

Immunofluorescent analysis of PMP70 in HeLa cells using a PMP70 monoclonal antibody (Product # MA5-31368). The analysis shows specific staining of peroxisomes in green. Microtubule and nuclear probes are visualized in red and blue respectively (where available).



PMP70 Antibody (MA5-31368) in IF

Immunofluorescent analysis of PMP70 in A431 cells using a PMP70 monoclonal antibody (Product # MA5-31368). The analysis shows specific staining of peroxisomes in green. Microtubule and nuclear probes are visualized in red and blue respectively (where available).

View more figures on thermofisher.com

For Research Use Only. Not for use in diagnostic procedures. Not for resale without express authorization. Products are warranted to operate or perform substantially in conformance with published Product specifications in effect at the time of sale, as set forth in the Production documentation, specifications and/or accompanying package inserts ("Documentation"). No claim of suitability for use in applications regulated by FDA is made. The warranty provided herein is valid only when used by properly trained individuals. Unless otherwise stated in the Documentation, this warranty is limited to one year from date of shipment when the Product is subjected to normal, proper and intended usage. This warranty does not extend to anyone other than the Buyer. Any model or sample furnished to Buyer is merely illustrative of the general type and quality of goods and does not represent that any Product will conform to such model or sample. NO OTHER WARRANTIES, EXPRESS OR IMPLIED, ARE GRANTED INCLUDING WITHOUT LIMITATION, IMPLIED WARRANTIES OF MERCHANTABILITY, FITNESS FOR ANY PARTICULAR PURPOSE, OR NON INFRINGEMENT. BUYER'S EXCLUSIVE REMEDY FOR NON-CONFORMING PRODUCTS DURING THE WARRANTY PERIOD IS LIMITED TO REPAIR, REPLACEMENT OF OR REFUND FOR THE NON-CONFORMING PRODUCT(S) AT SELLER'S SOLE OPTION. THERE IS NO OBLIGATION TO REPAIR, REPLACE OR REFUND FOR PRODUCTS AS THE RESULT OF (I) ACCIDENT, DISASTER OR EVENT OF FORCE MAJEURE, (II) MISUSE, FAULT OR NEGLIGENCE OF OR BY BUYER, (III) USE OF THE PRODUCTS IN A MANNER FOR WHICH THEY WERE NOT DESIGNED, OR (IV) IMPROPER STORAGE AND HANDLING OF THE PRODUCTS. Unless otherwise expressly stated on the Product or in the documentation accompanying the Product, the Product is intended for research only and is not to be used for any other purpose, including without limitation, unauthorized commercial uses, in vitro diagnostic uses, ex vivo or in vivo therapeutic uses, or any type of consumption by or application to human or animals.