

Jagged1 Recombinant Rabbit Monoclonal Antibody (JF96-06)

Product Details	
Size	100 µL
Species Reactivity	Human, Mouse, Rat
Host/Isotype	Rabbit / IgG
Class	Recombinant Monoclonal
Type	Antibody
Clone	JF96-06
Conjugate	Unconjugated
Immunogen	Synthetic peptide within Human Jagged1 aa 1182-1214
Form	Liquid
Concentration	1 mg/mL
Purification	Protein A
Storage buffer	TBS, pH 7.4, with 40% Glycerol, 0.05% BSA
Contains	0.05% sodium azide
Storage conditions	Store at 4°C short term. For long term storage, store at -20°C, avoiding freeze/thaw cycles.
RRID	AB_2809814

Applications	Tested Dilution	Publications
Western Blot (WB)	1:1,000	-
Immunohistochemistry (IHC)	1:50-1:200	-

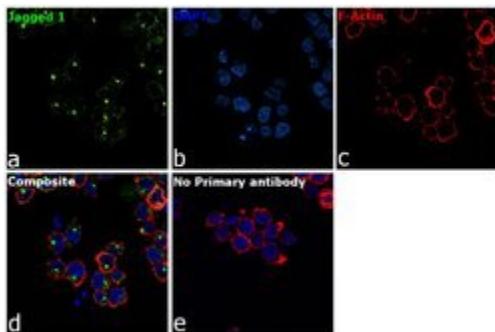
Product Specific Information

Recombinant rabbit monoclonal antibodies are produced using in vitro expression systems. The expression systems are developed by cloning in the specific antibody DNA sequences from immunoreactive rabbits. Then, individual clones are screened to select the best candidates for production. The advantages of using recombinant rabbit monoclonal antibodies include: better specificity and sensitivity, lot-to-lot consistency, animal origin-free formulations, and broader immunoreactivity to diverse targets due to larger rabbit immune repertoire.

Product Images For Jagged1 Recombinant Rabbit Monoclonal Antibody (JF96-06)

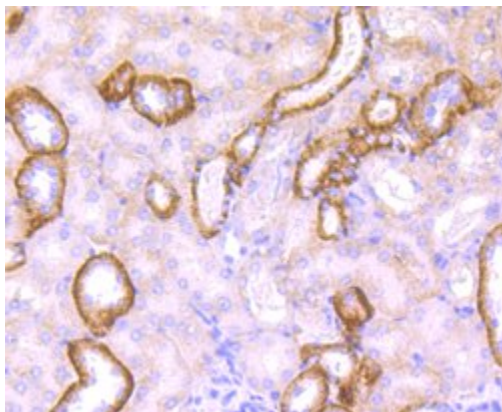
Jagged1 Antibody (MA5-32537) in ICC/IF

Immunofluorescence analysis of Jagged1 was performed using 70% confluent log phase IM-9 cells. The cells were fixed with 4% paraformaldehyde for 10 minutes, permeabilized with 0.1% Triton™ X-100 for 15 minutes, and blocked with 2% BSA for 45 minutes at room temperature. The cells were labeled with Jagged1 Recombinant Rabbit Monoclonal Antibody (JF96-06) (Product # MA5-32537) at 5 µg /mL in 0.1% BSA, incubated at 4 degree celsius overnight and then labeled with Donkey anti-Rabbit IgG (H+L) Highly Cross-Adsorbed Secondary Antibody, Alexa Fluor Plus 488 (Product # A32790), (1:2000), for 45 minutes at room temperature (Panel a: Green). Nuclei (Panel b:Blue) were stained with ProLong™ Diamond Antifade Mountant with DAPI (Product # P36962). F-actin (Panel c: Red) was stained with Rhodamine Phalloidin (Product # R415, 1:300). Panel d represents the merged image showing cytoplasmic(Golgi complex like pattern) localization. Panel e represents control cells with no primary antibody to assess background. The images were captured at 60X magnification.



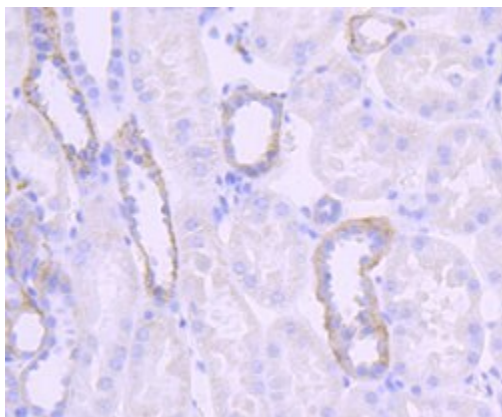
Jagged1 Antibody (MA5-32537) in IHC (P)

Immunohistochemical analysis of Jagged1 of paraffin-embedded Mouse kidney tissue using a Jagged1 Monoclonal antibody (Product #MA5-32537). Counter stained with hematoxylin.



Jagged1 Antibody (MA5-32537) in IHC (P)

Immunohistochemical analysis of Jagged1 of paraffin-embedded Human kidney tissue using a Jagged1 Monoclonal antibody (Product #MA5-32537). Counter stained with hematoxylin.



[View more figures on thermofisher.com](https://www.thermofisher.com)

For Research Use Only. Not for use in diagnostic procedures. Not for resale without express authorization. Products are warranted to operate or perform substantially in conformance with published Product specifications in effect at the time of sale, as set forth in the Production documentation, specifications and/or accompanying package inserts ("Documentation"). No claim of suitability for use in applications regulated by FDA is made. The warranty provided herein is valid only when used by properly trained individuals. Unless otherwise stated in the Documentation, this warranty is limited to one year from date of shipment when the Product is subjected to normal, proper and intended usage. This warranty does not extend to anyone other than the Buyer. Any model or sample furnished to Buyer is merely illustrative of the general type and quality of goods and does not represent that any Product will conform to such model or sample. NO OTHER WARRANTIES, EXPRESS OR IMPLIED, ARE GRANTED INCLUDING WITHOUT LIMITATION, IMPLIED WARRANTIES OF MERCHANTABILITY, FITNESS FOR ANY PARTICULAR PURPOSE, OR NON INFRINGEMENT. BUYER'S EXCLUSIVE REMEDY FOR NON-CONFORMING PRODUCTS DURING THE WARRANTY PERIOD IS LIMITED TO REPAIR, REPLACEMENT OF OR REFUND FOR THE NON-CONFORMING PRODUCT(S) AT SELLER'S SOLE OPTION. THERE IS NO OBLIGATION TO REPAIR, REPLACE OR REFUND FOR PRODUCTS AS THE RESULT OF (I) ACCIDENT, DISASTER OR EVENT OF FORCE MAJEURE, (II) MISUSE, FAULT OR NEGLIGENCE OF OR BY BUYER, (III) USE OF THE PRODUCTS IN A MANNER FOR WHICH THEY WERE NOT DESIGNED, OR (IV) IMPROPER STORAGE AND HANDLING OF THE PRODUCTS. Unless otherwise expressly stated on the Product or in the documentation accompanying the Product, the Product is intended for research only and is not to be used for any other purpose, including without limitation, unauthorized commercial uses, in vitro diagnostic uses, ex vivo or in vivo therapeutic uses, or any type of consumption by or application to human or animals.