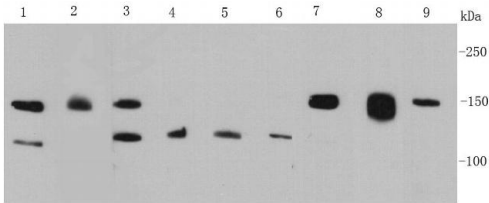


FGFR2 Monoclonal Antibody (A5-E10-G7)

Product Details	
Size	100 µL
Species Reactivity	Human, Mouse
Host/Isotype	Mouse / IgG1
Class	Monoclonal
Type	Antibody
Clone	A5-E10-G7
Conjugate	Unconjugated
Immunogen	Recombinant protein within Human FGFR2/CD332 aa 601-723
Form	Liquid
Concentration	1 mg/mL
Purification	Protein A
Storage buffer	PBS, pH 7.4, with 40% Glycerol, 0.1% BSA
Contains	0.05% sodium azide
Storage conditions	Store at 4°C short term. For long term storage, store at -20°C, avoiding freeze/thaw cycles.
RRID	AB_2802496

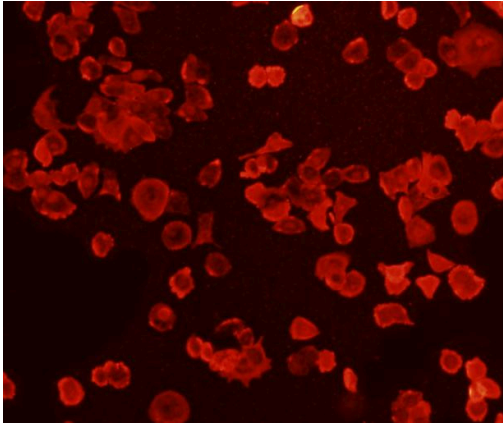
Applications	Tested Dilution	Publications
Western Blot (WB)	1:500	-
Immunocytochemistry (ICC/IF)	1:100-1:200	-

Product Images For FGFR2 Monoclonal Antibody (A5-E10-G7)



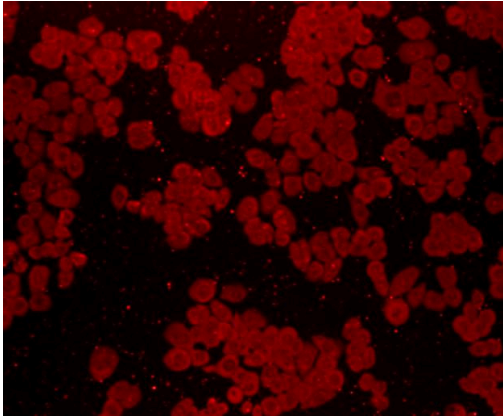
FGFR2 Antibody (MA5-32849) in WB

Western blot analysis of FGFR2 in different lysates using a Monoclonal antibody (Product #MA5-32849) at a dilution of 1:500. Positive control: Lane 1: MCF-7, Lane 2: K562, Lane 3: Hela, Lane 4: HepG2, Lane 5: A431, Lane 6: A549, Lane 7: NIH/3T3, Lane 8: Jurkat, Lane 9: Mouse brain.



FGFR2 Antibody (MA5-32849) in ICC/IF

Immunocytochemical analysis of FGFR2 in MCF-7 cells using a FGFR2 Monoclonal antibody (Product # MA5-32849) as seen in red. Cells were fixed in paraformaldehyde, permeabilised with 0.25% Triton X100/PBS.



FGFR2 Antibody (MA5-32849) in ICC/IF

Immunocytochemical analysis of FGFR2 in A549 cells using a FGFR2 Monoclonal antibody (Product # MA5-32849) as seen in red. Cells were fixed in paraformaldehyde, permeabilised with 0.25% Triton X100/PBS.

For Research Use Only. Not for use in diagnostic procedures. Not for resale without express authorization. Products are warranted to operate or perform substantially in conformance with published Product specifications in effect at the time of sale, as set forth in the Production documentation, specifications and/or accompanying package inserts ("Documentation"). No claim of suitability for use in applications regulated by FDA is made. The warranty provided herein is valid only when used by properly trained individuals. Unless otherwise stated in the Documentation, this warranty is limited to one year from date of shipment when the Product is subjected to normal, proper and intended usage. This warranty does not extend to anyone other than the Buyer. Any model or sample furnished to Buyer is merely illustrative of the general type and quality of goods and does not represent that any Product will conform to such model or sample. NO OTHER WARRANTIES, EXPRESS OR IMPLIED, ARE GRANTED INCLUDING WITHOUT LIMITATION, IMPLIED WARRANTIES OF MERCHANTABILITY, FITNESS FOR ANY PARTICULAR PURPOSE, OR NON INFRINGEMENT. BUYER'S EXCLUSIVE REMEDY FOR NON-CONFORMING PRODUCTS DURING THE WARRANTY PERIOD IS LIMITED TO REPAIR, REPLACEMENT OF OR REFUND FOR THE NON-CONFORMING PRODUCT(S) AT SELLER'S SOLE OPTION. THERE IS NO OBLIGATION TO REPAIR, REPLACE OR REFUND FOR PRODUCTS AS THE RESULT OF (I) ACCIDENT, DISASTER OR EVENT OF FORCE MAJEURE, (II) MISUSE, FAULT OR NEGLIGENCE OF OR BY BUYER, (III) USE OF THE PRODUCTS IN A MANNER FOR WHICH THEY WERE NOT DESIGNED, OR (IV) IMPROPER STORAGE AND HANDLING OF THE PRODUCTS. Unless otherwise expressly stated on the Product or in the documentation accompanying the Product, the Product is intended for research only and is not to be used for any other purpose, including without limitation, unauthorized commercial uses, in vitro diagnostic uses, ex vivo or in vivo therapeutic uses, or any type of consumption by or application to human or animals.