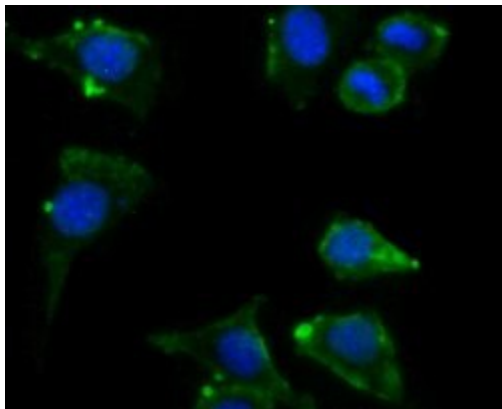


ATG12 Monoclonal Antibody (1-11)

Product Details	
Size	100 µL
Species Reactivity	Human, Mouse, Rat
Host/Isotype	Mouse / IgE
Class	Monoclonal
Type	Antibody
Clone	1-11
Conjugate	Unconjugated
Immunogen	Synthetic peptide corresponding to C terminal of Human Atg12
Form	Liquid
Concentration	2 mg/mL
Purification	Protein A
Storage buffer	PBS, pH 7.4, with 40% Glycerol, 0.2% BSA
Contains	0.05% sodium azide
Storage Conditions	Store at 4°C short term. For long term storage, store at -20°C, avoiding freeze/thaw cycles.
RRID	AB_2802558

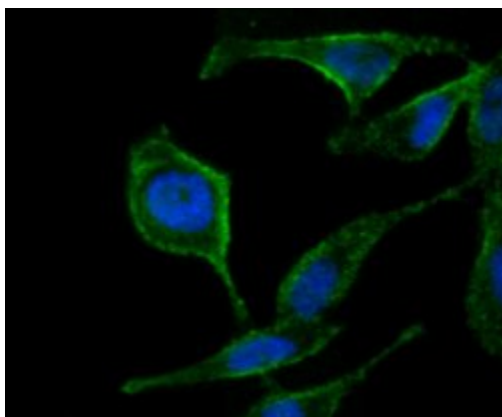
Applications	Tested Dilution	Publications
Western Blot (WB)	1:500-1:1,000	-
Immunohistochemistry (IHC)	1:50-1:200	-
Immunocytochemistry (ICC/IF)	1:50-1:200	-

Product Images For ATG12 Monoclonal Antibody (1-11)



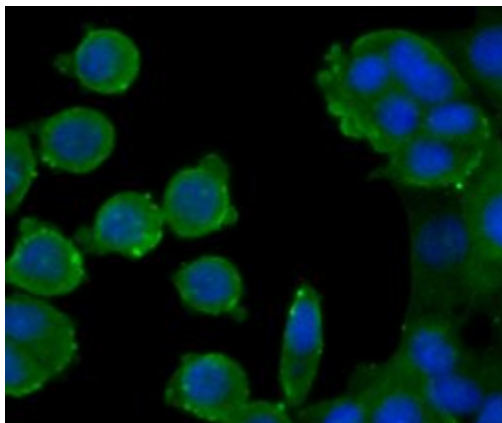
ATG12 Antibody (MA5-32923) in ICC/IF

Immunocytochemical analysis of ATG12 in SH-SY5Y cells using a ATG12 Monoclonal antibody (Product # MA5-32923).The nuclear counter stain is DAPI (blue). Cells were fixed in paraformaldehyde, permeabilised with 0.25% Triton X100 /PBS.



ATG12 Antibody (MA5-32923) in ICC/IF

Immunocytochemical analysis of ATG12 in PC-3M cells using a ATG12 Monoclonal antibody (Product # MA5-32923).The nuclear counter stain is DAPI (blue). Cells were fixed in paraformaldehyde, permeabilised with 0.25% Triton X100/PBS.



ATG12 Antibody (MA5-32923) in ICC/IF

Immunocytochemical analysis of ATG12 in MCF-7 cells using a ATG12 Monoclonal antibody (Product # MA5-32923).The nuclear counter stain is DAPI (blue). Cells were fixed in paraformaldehyde, permeabilised with 0.25% Triton X100/PBS.

[View more figures on thermofisher.com](https://www.thermofisher.com)

For Research Use Only. Not for use in diagnostic procedures. Not for resale without express authorization. Products are warranted to operate or perform substantially in conformance with published Product specifications in effect at the time of sale, as set forth in the Production documentation, specifications and/or accompanying package inserts ("Documentation"). No claim of suitability for use in applications regulated by FDA is made. The warranty provided herein is valid only when used by properly trained individuals. Unless otherwise stated in the Documentation, this warranty is limited to one year from date of shipment when the Product is subjected to normal, proper and intended usage. This warranty does not extend to anyone other than the Buyer. Any model or sample furnished to Buyer is merely illustrative of the general type and quality of goods and does not represent that any Product will conform to such model or sample. NO OTHER WARRANTIES, EXPRESS OR IMPLIED, ARE GRANTED INCLUDING WITHOUT LIMITATION, IMPLIED WARRANTIES OF MERCHANTABILITY, FITNESS FOR ANY PARTICULAR PURPOSE, OR NON INFRINGEMENT. BUYER'S EXCLUSIVE REMEDY FOR NON-CONFORMING PRODUCTS DURING THE WARRANTY PERIOD IS LIMITED TO REPAIR, REPLACEMENT OF OR REFUND FOR THE NON-CONFORMING PRODUCT(S) AT SELLER'S SOLE OPTION. THERE IS NO OBLIGATION TO REPAIR, REPLACE OR REFUND FOR PRODUCTS AS THE RESULT OF (I) ACCIDENT, DISASTER OR EVENT OF FORCE MAJEURE, (II) MISUSE, FAULT OR NEGLIGENCE OF OR BY BUYER, (III) USE OF THE PRODUCTS IN A MANNER FOR WHICH THEY WERE NOT DESIGNED, OR (IV) IMPROPER STORAGE AND HANDLING OF THE PRODUCTS. Unless otherwise expressly stated on the Product or in the documentation accompanying the Product, the Product is intended for research only and is not to be used for any other purpose, including without limitation, unauthorized commercial uses, in vitro diagnostic uses, ex vivo or in vivo therapeutic uses, or any type of consumption by or application to human or animals.