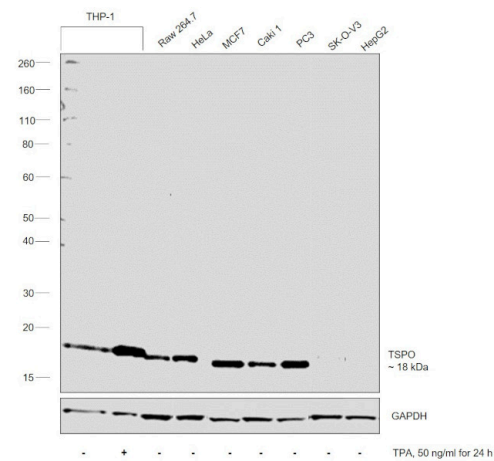


TSPO Recombinant Rabbit Monoclonal Antibody (23G2)

Product Details	
Size	100 µL
Species Reactivity	Human, Mouse
Host/Isotype	Rabbit / IgG
Expression system	HEK293 cells
Class	Recombinant Monoclonal
Type	Antibody
Clone	23G2
Conjugate	Unconjugated
Immunogen	A synthesized peptide derived from human TSPO (50-169aa)
Form	Liquid
Concentration	0.94 mg/mL
Purification	Protein G
Storage buffer	PBS, pH 7.4, with 50% glycerol, 150mM NaCl
Contains	0.02% sodium azide
Storage conditions	-20°C or -80°C if preferred
RRID	AB_2812019

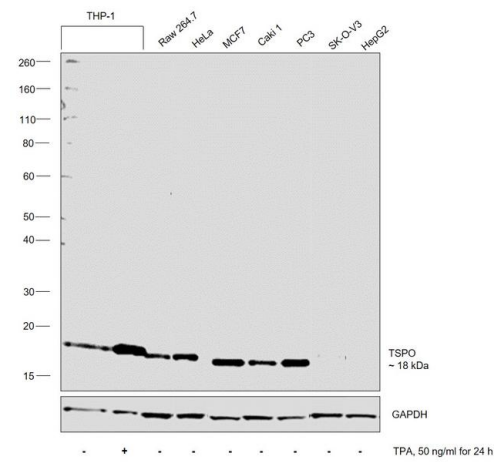
Applications	Tested Dilution	Publications
Western Blot (WB)	1:500-1:5,000	-
Immunohistochemistry (Paraffin) (IHC (P))	1:50-1:200	-
Immunocytochemistry (ICC/IF)	1:20-1:200	-
Flow Cytometry (Flow)	Assay-Dependent	-
ELISA (ELISA)	Assay-Dependent	-
Immunoprecipitation (IP)	1:200-1:1,000	-

Product Images For TSPO Recombinant Rabbit Monoclonal Antibody (23G2)



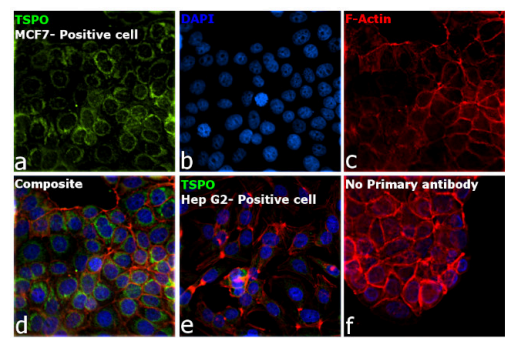
TSPO Antibody (MA5-33203)

Antibody specificity was demonstrated by detection of differential basal expression of the target across the cell lines tested owing to their inherent genetic constitution. Relative expression of TSPO was observed in THP1, Raw 264.7, HeLa, MCF7, Caki 1, PC3 in comparison to SK-O-V3 and HepG2 using Anti-TSPO Recombinant Rabbit Monoclonal Antibody (Product # MA5-33203) in Western Blot. {RE}



TSPO Antibody (MA5-33203) in WB

Western blot was performed using Anti-TSPO Recombinant Rabbit Monoclonal Antibody (Product # MA5-33203) and a 18 kDa band corresponding to TSPO was observed across across the cell lines tested. Membrane enriched extracts (30 µg lysate) of THP-1 (Lane 1), THP-1 treated with TPA (50 ng/mL for 24 h) (Lane 2), RAW 264.7 (Lane 3), HeLa (Lane 4), MCF7 (Lane 5), Caki-1 (Lane 6), PC-3 (Lane 7), SK-O-V3 (Lane 8), Hep G2 (Lane 9) were electrophoresed using NuPAGE™ 4-12% Bis-Tris Protein Gel (Product # NP0322BOX). Resolved proteins were then transferred onto a nitrocellulose membrane (Product # IB23001) by iBlot® 2 Dry Blotting System (Product # IB21001). The blot was probed with the primary antibody (1:1000 dilution) and detected by chemiluminescence with Goat anti-Rabbit IgG (Heavy Chain) Superclonal™ Recombinant Secondary Antibody, HRP (Product # A27036,1:20000 dilution) using the iBright™ FL1500 Imaging System (Product # A44115). Chemiluminescent detection was performed using SuperSignal™ West Pico PLUS Chemiluminescent Substrate (Product # 34580).



TSPO Antibody (MA5-33203)

Antibody specificity was demonstrated by detection of differential basal expression of the target across cell models owing to their inherent genetic constitution. Immunofluorescence analysis using Anti-TSPO Recombinant Rabbit Monoclonal Antibody (Product # MA5-33203), shows higher expression of TSPO in MCF7 cells as compared to Hep G2 cells. {RE}

View more figures on thermofisher.com

For Research Use Only. Not for use in diagnostic procedures. Not for resale without express authorization. Products are warranted to operate or perform substantially in conformance with published Product specifications in effect at the time of sale, as set forth in the Production documentation, specifications and/or accompanying package inserts ("Documentation"). No claim of suitability for use in applications regulated by FDA is made. The warranty provided herein is valid only when used by properly trained individuals. Unless otherwise stated in the Documentation, this warranty is limited to one year from date of shipment when the Product is subjected to normal, proper and intended usage. This warranty does not extend to anyone other than the Buyer. Any model or sample furnished to Buyer is merely illustrative of the general type and quality of goods and does not represent that any Product will conform to such model or sample. NO OTHER WARRANTIES, EXPRESS OR IMPLIED, ARE GRANTED INCLUDING WITHOUT LIMITATION, IMPLIED WARRANTIES OF MERCHANTABILITY, FITNESS FOR ANY PARTICULAR PURPOSE, OR NON INFRINGEMENT. BUYER'S EXCLUSIVE REMEDY FOR NON-CONFORMING PRODUCTS DURING THE WARRANTY PERIOD IS LIMITED TO REPAIR, REPLACEMENT OF OR REFUND FOR THE NON-CONFORMING PRODUCT(S) AT SELLER'S SOLE OPTION. THERE IS NO OBLIGATION TO REPAIR, REPLACE OR REFUND FOR PRODUCTS AS THE RESULT OF (I) ACCIDENT, DISASTER OR EVENT OF FORCE MAJEURE, (II) MISUSE, FAULT OR NEGLIGENCE OF OR BY BUYER, (III) USE OF THE PRODUCTS IN A MANNER FOR WHICH THEY WERE NOT DESIGNED, OR (IV) IMPROPER STORAGE AND HANDLING OF THE PRODUCTS. Unless otherwise expressly stated on the Product or in the documentation accompanying the Product, the Product is intended for research only and is not to be used for any other purpose, including without limitation, unauthorized commercial uses, in vitro diagnostic uses, ex vivo or in vivo therapeutic uses, or any type of consumption by or application to human or animals.