

GAA Monoclonal Antibody (2G7)

Product Details	
Size	100 µg
Species Reactivity	Human
Host/Isotype	Mouse / IgG2b
Class	Monoclonal
Type	Antibody
Clone	2G7
Conjugate	Unconjugated
Immunogen	A synthetic peptide corresponding to a sequence in the middle region of human GAA (494-527aa TALAWWEDMVAEFHDQVPFDGMWIDMNEPSNFIR).
Form	Lyophilized
Concentration	500 µg/mL
Purification	Affinity chromatography
Storage buffer	PBS with 4mg trehalose
Contains	0.05mg sodium azide
Storage conditions	Store at 4°C short term. For long term storage, store at -20°C, avoiding freeze/thaw cycles.
RRID	AB_2884062

Applications	Tested Dilution	Publications
Western Blot (WB)	0.1-0.5 µg/mL	-
Immunohistochemistry (Paraffin) (IHC (P))	0.5-1 µg/mL	-
Immunocytochemistry (ICC/IF)	2 µg/mL	-
Flow Cytometry (Flow)	1-3 µg/1x10 ⁶ cells	-

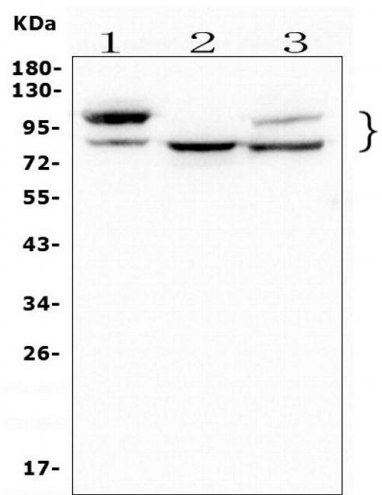
Product Specific Information

Reconstitute with 0.2 mL of distilled water to yield a concentration of 500 µg/mL.

Product Images For GAA Monoclonal Antibody (2G7)

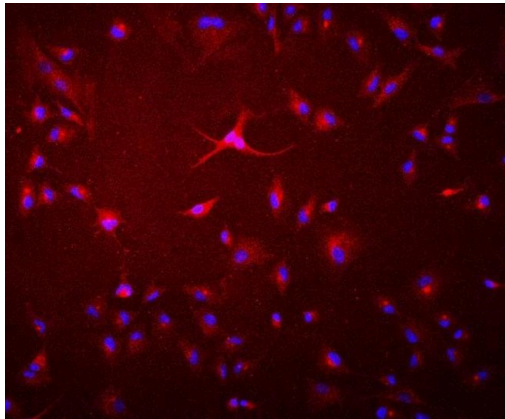
GAA Antibody (MA5-36228) in WB

Western blot analysis of GAA in the following samples: Lane 1: human A549 tissue lysates, Lane 2: human HEK293 whole cell lysates, Lane 3: human PC-3 whole cell lysates. Samples consisting of 50 µg (reducing conditions) of protein was separated with 5-20% SDS-PAGE gel (70V, Stacking gel; 90V, Resolving gel; 2-3 hrs.), transferred to a Nitrocellulose membrane (150mA, 50-90 min) and washed with TBS-0.1% Tween (3 times, 5 minutes/wash) and blocked with 5% Non-fat Milk/TBS (1.5 hrs., room temperature). The membrane was incubated in GAA monoclonal antibody (Product # MA5-36228) at a dilution of 0.5 µg/mL (overnight, 4°C), followed by goat anti-mouse IgG-HRP and chemiluminescence (ECL) with a dilution of 1:10,000 (1.5 hours, room temperature).



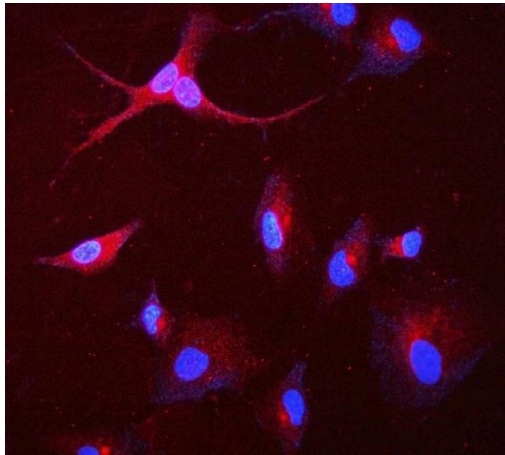
GAA Antibody (MA5-36228) in ICC/IF

Immunocytochemistry analysis of GAA in A549 cell. Antigen retrieval was performed with enzyme antigen retrieval (15 min). Samples were blocked with 10% goat serum and incubated in GAA monoclonal antibody (Product # MA5-36228) at a dilution of 2 µg/mL (overnight, 4°C), followed by Cy3 conjugated goat anti-mouse IgG (30 min, 37°C) and DAPI at a dilution of 1:100.



GAA Antibody (MA5-36228) in ICC/IF

Immunocytochemistry analysis of GAA in A549 cell. Antigen retrieval was performed with enzyme antigen retrieval (15 min). Samples were blocked with 10% goat serum and incubated in GAA monoclonal antibody (Product # MA5-36228) at a dilution of 2 µg/mL (overnight, 4°C), followed by Cy3 conjugated goat anti-mouse IgG (30 min, 37°C) and DAPI at a dilution of 1:100.



[View more figures on thermofisher.com](#)

For Research Use Only. Not for use in diagnostic procedures. Not for resale without express authorization. Products are warranted to operate or perform substantially in conformance with published Product specifications in effect at the time of sale, as set forth in the Production documentation, specifications and/or accompanying package inserts ("Documentation"). No claim of suitability for use in applications regulated by FDA is made. The warranty provided herein is valid only when used by properly trained individuals. Unless otherwise stated in the Documentation, this warranty is limited to one year from date of shipment when the Product is subjected to normal, proper and intended usage. This warranty does not extend to anyone other than the Buyer. Any model or sample furnished to Buyer is merely illustrative of the general type and quality of goods and does not represent that any Product will conform to such model or sample. NO OTHER WARRANTIES, EXPRESS OR IMPLIED, ARE GRANTED INCLUDING WITHOUT LIMITATION, IMPLIED WARRANTIES OF MERCHANTABILITY, FITNESS FOR ANY PARTICULAR PURPOSE, OR NON INFRINGEMENT. BUYER'S EXCLUSIVE REMEDY FOR NON-CONFORMING PRODUCTS DURING THE WARRANTY PERIOD IS LIMITED TO REPAIR, REPLACEMENT OF OR REFUND FOR THE NON-CONFORMING PRODUCT(S) AT SELLER'S SOLE OPTION. THERE IS NO OBLIGATION TO REPAIR, REPLACE OR REFUND FOR PRODUCTS AS THE RESULT OF (i) ACCIDENT, DISASTER OR EVENT OF FORCE MAJEURE, (ii) MISUSE, FAULT OR NEGLIGENCE OF OR BY BUYER, (iii) USE OF THE PRODUCTS IN A MANNER FOR WHICH THEY WERE NOT DESIGNED, OR (iv) IMPROPER STORAGE AND HANDLING OF THE PRODUCTS. Unless otherwise expressly stated on the Product or in the documentation accompanying the Product, the Product is intended for research only and is not to be used for any other purpose, including without limitation, unauthorized commercial uses, in vitro diagnostic uses, ex vivo or in vivo therapeutic uses, or any type of consumption by or application to human or animals.